



ENGINEERED LIKE NO OTHER SCREEN IN THE WORLD

# *Screens* *and* *Projector Lifts*






**PROFESSIONAL  
HOME THEATRE**



 **ITALIAN**  
*Customized*

**CATALOGUE 2022-2023**  
English version

**Euroscreen Srl** is specialized in manufacturing tailored projection screens and motorized as well as fixed accessories for projectors. Know-how and constant development in R & D assure the maximum satisfaction of our customers, who have to rapidly face up the challenges of the audio visual market. Our sales department gives certain and fast replies, whereas logistic department organizes and carefully follows all shipments, giving prompt answers to enquiries. Euroscreen Srl is proud to be a carbon neutral company thanks to its wide photovoltaic system which produces the entire quantity of electricity needed for the factory.



# ENGINEERED

LIKE NO OTHER SCREEN  
IN THE WORLD



## ELECTRIC SCREENS

COMPACT PROFESSIONAL
COMPACT HOME CINEMA
COMPACT TENSIONED
MAJOR PROFESSIONAL
MAJOR HOME CINEMA
MAJOR TENSIONED
OPEN ROLL
MAJOR PRO-C
MAJOR PRO-C TENSIONED
CINE PRO
GIOTTO PROFESSIONAL
GIOTTO HOME CINEMA
GIOTTO TENSIONED
RAFFAELLO PROFESSIONAL
RAFFAELLO HOME CINEMA
RAFFAELLO TENSIONED
TIZIANO PROFESSIONAL
TIZIANO HOME CINEMA
TIZIANO TENSIONED
DOUBLE FORMAT HOME CINEMA - DOUBLE FORMAT TENSIONED

## FRAME SCREENS

CANALETTO ELASTIC
CANALETTO WRAP AROUND
LEONARDO FR14
LEONARDO FR37
MODIGLIANI - MODIGLIANI VELVET
FLAT ELASTIC
FLEXFIX
FLATMAX
ARC WRAP AROUND

## ACCESSORIES FOR SCREENS

2-3	FALSE CEILING TRIM KIT FOR COMPACT	52
4-5	FALSE CEILING TRIM KIT FOR MAJOR	53
6-7	FALSE CEILING TRIM KIT FOR MAJOR PRO-C	54
8-9	SCREEN WINCH SYSTEM FOR MAJOR PRO-C	55
10-11	SCREEN WINCH SYSTEM for screens up to 300 cm. widths	56
12-13	SCREEN WINCH SYSTEM for screens from 300 cm. to 450 cm. widths	57

## MOTORIZED LIFTS

14-15		
16-17	PROJECTOR LIFT SI-30	58
18-19	PROJECTOR LIFT SI-100	59
20-21	PROJECTOR LIFT SI-200	60
22-23	PROJECTOR LIFT SI-H L 40 HC	61
24-25	PROJECTOR LIFT SI-H L 50 HC	62
26-27	PROJECTOR LIFT SI-H L 100	63
28-29	PROJECTOR LIFT SI-H L 200	64
30-31	PROJECTOR LIFT SI-H L 300	65
32-33	PROJECTOR LIFT SI-H XL 300	66
34-35	PROJECTOR LIFT SI-H XL 500	67
36-37	CEILING TILE HOLDER - MODELS CT-570, CT-660, CT-720	68
38-39	CEILING TILE HOLDER - MODELS CT-XL 946	69

## ACCESSORIES

40-41		
	KIT RF REMOTE CONTROL WITH EXTERNAL RECEIVER	70
42	MULTICHANNEL REMOTE CONTROL WITH TWO EXTERNAL RECEIVERS	
43	WALL MOUNTED REMOTE CONTROL PAD	
44	KEY OPERATED SWITCH	
45	LOW VOLTAGE CONTACT INTERFACE	
46	INTERFACE RS485	
47	INTERFACE SWITCH 12 VOLT	
48-49	MULTIPLE CONTROL INTERFACE SET	
50	TRUSS MOUNTING BRACKET FOR MAJOR PRO-C AND FLATMAX	72
51	TRUSS MOUNTING BRACKET FOR COMPACT AND MAJOR	
	FLOOR STANDS FOR FLATMAX	
	WALL EXTENSION BRACKETS FOR COMPACT AND MAJOR	73
	FALSE CEILING MOUNTING SET	
	SLOPING CEILING BRACKETS	
	FLOOR STANDS FOR FLAT ELASTIC AND CANALETTO ELASTIC	74-75
	PROJECTOR ARM B-7 AND B-24	76
	PROJECTOR BRACKET T-MEDIUM AND T-LONG	77

## PROJECTION SURFACES

	PROJECTION SURFACES	78-79-80
	BIG CLOTHS WITH EYELETS	80

# INDEX





**COMPACT** is an electric screen whose features, high quality standard, silent system of fabric dragging and versatility under different projection conditions, make it the right solution for small to medium size rooms. The wide range of fabrics available satisfy almost all the various projection needs.

Available in 4:3, 1:1 and 16:10 formats or **bespoke sizes**.



**False ceiling trim kit**  
(optional - for details see p. 52)



**Compact with 3 black borders** (optional)



**Compact with 4 black borders** (optional)



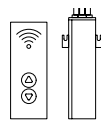
**White side covers**  
(optional)



n.2  
Wall/Ceiling  
brackets



n.1  
On/off  
switcher



Kit RF Remote  
control with  
external  
receiver



Interface  
switch 12 volt



Multiple  
control  
interface set



Interface  
RS485



Low voltage  
contact  
interface



Nm 9  
Rpm 26



Nm 7  
Rpm 18

Faster  
motor

Extremely  
quiet motor

**INCLUDED**

**OPTIONAL** pag 70-71

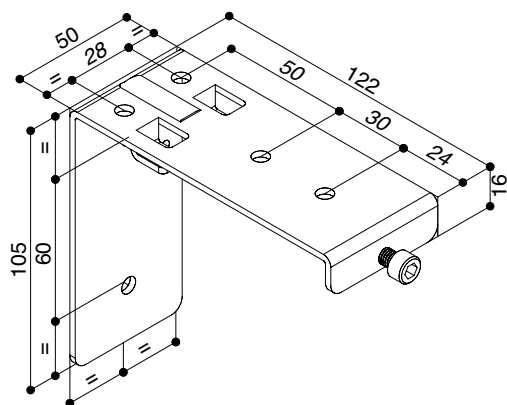




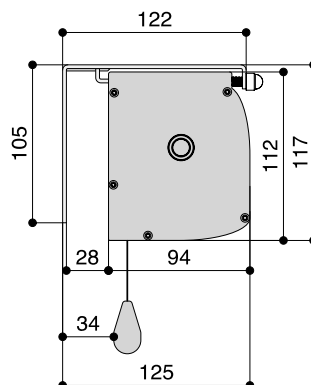
**DROP OF  
PROJECTION  
CLOTH**  
STANDARD

**FRONT DROP OF  
PROJECTION  
CLOTH**  
(optional)

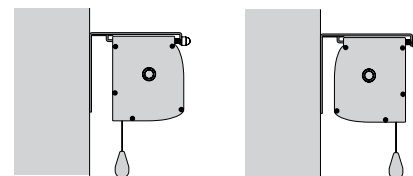
## WALL-CEILING BRACKET



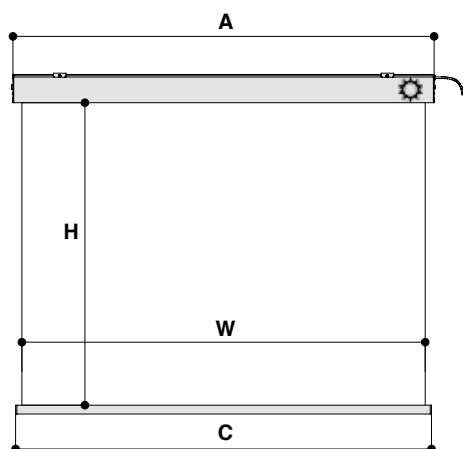
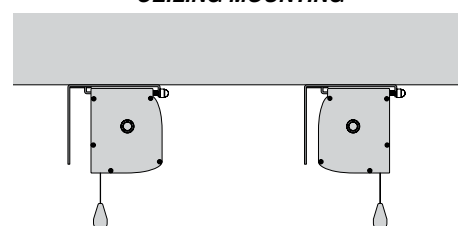
## HOUSING DIMENSIONS



## WALL MOUNTING



## CEILING MOUNTING



## TECHNICAL SPECIFICATIONS

- Silent motor system provides a smooth and quiet operation
  - Power: **6 Nm**
  - Speed: **17 rpm**
  - Power supply: **230V / 50 Hz**
  - Consumption: **137 W**
  - Certification: **IMQ**
- Totally manufactured from aluminium
- Smart design and easy to install
- Housing dimensions: 94x112 mm. (DxH)
- Housing painted with white epoxy powders (RAL 9010)
- White dowel bar: height 35 mm. - depth 20 mm.
- Two universal mounting brackets either for ceiling or for wall included
- On/Off switcher included
- Power cable located at the **right** side of the screen housing seen from the front
- Flame - retardant projection surfaces
- Side black borders of 5 cm. and black dowel bar (optional)
- **Screen housing available in different colours (optional)**

## DIMENSIONS measures in cm

1:1 Ratio Viewing area (WxH)	4:3 Ratio Viewing area (WxH)	16:10 Ratio Viewing area (WxH)	Overall dimensions A - C	Approx. net weight (Kg)
160 x 160	160 x 120	160 x 100	169 - 164	14
180 x 180	180 x 135	180 x 112	189 - 184	15
200 x 200	200 x 150	200 x 125	209 - 204	17
220 x 220	220 x 165	220 x 137	229 - 224	19
250 x 250	250 x 190	250 x 156	259 - 254	22
-	300 x 225	300 x 187	309 - 304	25

## PROJECTION CLOTHS

Front projection surfaces	Gain	Rear projection surfaces <i>**no black borders**</i>	Gain
White	1.2	Rear Plus	1.1
Matte White	1.2	Front Rear	0.9
Microperforated	1.1		
Pure KS	1.1		
Pure Matte KS	1.1		
Bright Contrast 3D 0.8*	0.8		
Fibre Matte*	1.25		
Green Screen			

\*Limited in height

The measures in the drawings are expressed in millimetres.

**Warranty:** 5 years on the motor - 24 months on the other components



**ENGINEERED LIKE NO OTHER SCREEN IN THE WORLD**  
**www.screenint.com**



**COMPACT HOME CINEMA** is an electric screen dedicated to the Home Theatre market and it is the right alternative to the Double Format or to the Compact Tensioned screens because high quality features mark it out from the other Home Theatre models. A black drop on the top of the projection surface allows to install this screen inside false ceilings or inside rooms with high ceiling. Side black borders let perceive a brighter and sharper image.

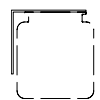
Available in 4:3, 16:9 and 16:10 formats or **bespoke sizes**.



**False ceiling trim kit**  
(optional - for details see p. 52)



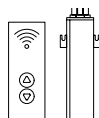
**White side covers**  
(optional)



n.2  
Wall/Ceiling  
brackets



n.1  
On/off  
switcher



Kit RF Remote  
control with  
external  
receiver



Interface  
switch 12 volt



Multiple  
control  
interface set



Interface  
RS485



Low voltage  
contact  
interface



Nm 9  
Rpm 26



Nm 7  
Rpm 18

Faster  
motor

Extremely  
quiet motor

**INCLUDED**

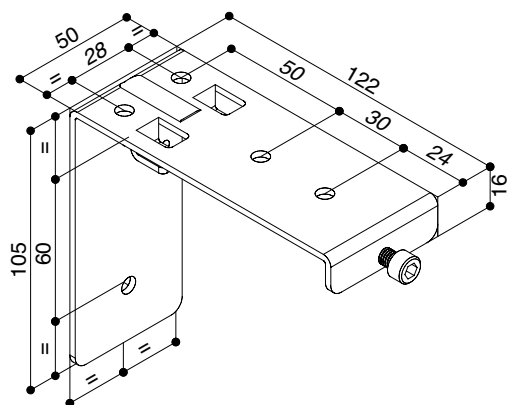
**OPTIONAL** pag 70-71



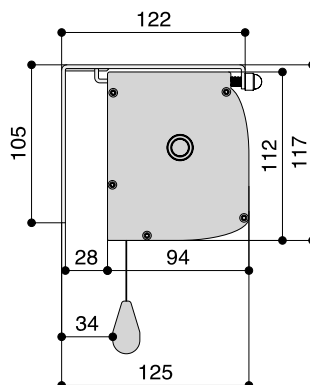
**DROP OF  
PROJECTION  
CLOTH**  
STANDARD

**FRONT DROP OF  
PROJECTION  
CLOTH**  
(optional)

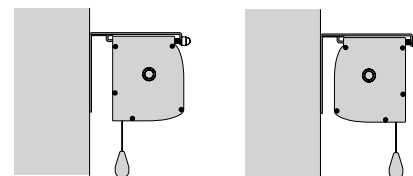
## WALL-CEILING BRACKET



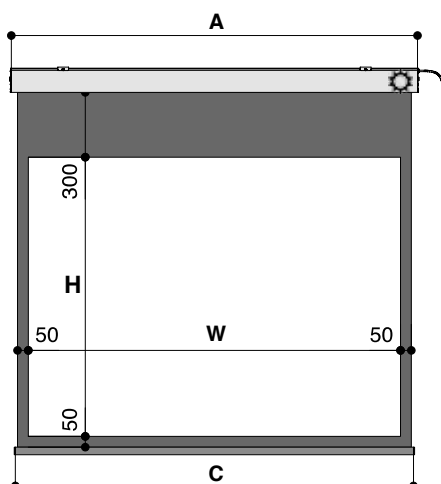
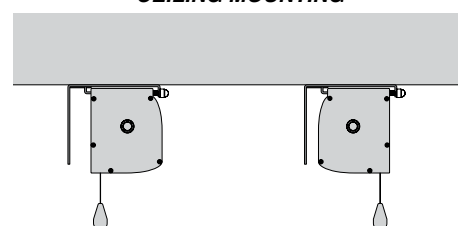
## HOUSING DIMENSIONS



## WALL MOUNTING



## CEILING MOUNTING



## TECHNICAL SPECIFICATIONS

- Silent motor system provides a smooth and quiet operation
  - Power: **6 Nm**
  - Speed: **17 rpm**
  - Power supply: **230V / 50 Hz**
  - Consumption: **137 W**
  - Certification: **IMQ**
- Totally manufactured from aluminium
- Smart design and easy to install
- Housing dimensions: 94x112 mm. (DxH)
- Housing painted with white epoxy powders (RAL 9010)
- Two universal mounting brackets either for ceiling or for wall included
- On/off switcher included
- Power cable located at the **right** side of the screen housing seen from the front
- Flame-retardant projection surfaces
- Side black borders of 5 cm., black bottom border of 5 cm., black top drop of 30 cm. and black dowel bar: height 35 mm. - depth 20 mm.
- **Screen housing available in different colours (optional)**

## DIMENSIONS measures in cm

4:3 Ratio Viewing area (WxH)	16:10 Ratio Viewing area (WxH)	16:9 Ratio Viewing area (WxH)	Overall dimensions A - C	Approx. net weight (Kg)
160 x 120	160 x 100	160 x 90	179 - 174	15
180 x 135	180 x 112	180 x 101	199 - 194	16
200 x 150	200 x 125	200 x 112	219 - 214	18
220 x 165	220 x 137	220 x 124	239 - 234	20
250 x 190	250 x 156	250 x 140	269 - 264	23
300 x 225	300 x 187	300 x 169	319 - 314	26

## PROJECTION CLOTHS

Front projection surfaces	Gain		
White	1.2		
Matte White	1.2		
Lumi Grey	0.8		
Microperforated	1.1		
Lumi Grey Microperforated	0.8		
Cinesound*	0.7		
Pure KS	1.1		
Pure Matte KS	1.1		
Bright Contrast 3D 0.8*	0.8		
Fibre Matte*	1.25		

\*Limited in height

**Warranty:** 5 years on the motor - 24 months on the other components

**ENGINEERED LIKE NO OTHER SCREEN IN THE WORLD**  
[www.screenint.com](http://www.screenint.com)







**COMPACT TENSIONED** is a motorized screen that incorporates a tab guide cable system which maintains tension on the cloth in order to get the screen surface perfectly flat.

This product has been specifically studied for the niche of the Home Theatre market, so it is the right solution for the most demanding requests.

It is professionally masked with black curved side borders and a black top border of 30 cm.

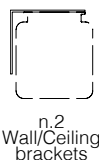
Available in 4:3, 16:9 and 16:10 formats or *bespoke sizes*.



**False ceiling trim kit**  
(optional - for details see p. 52)



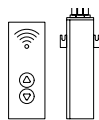
**White side covers**  
(optional)



n.2  
Wall/Ceiling  
brackets



n.1  
On/off  
switcher



Kit RF Remote  
control with  
external  
receiver



Interface  
switch 12 volt



Multiple  
control  
interface set



Interface  
RS485



Low voltage  
contact  
interface



Nm 9  
Rpm 26



Nm 7  
Rpm 18

Faster  
motor

Extremely  
quiet motor

**INCLUDED**

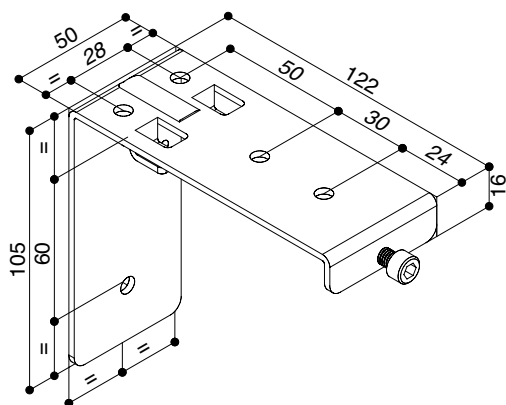
**OPTIONAL** pag 70-71



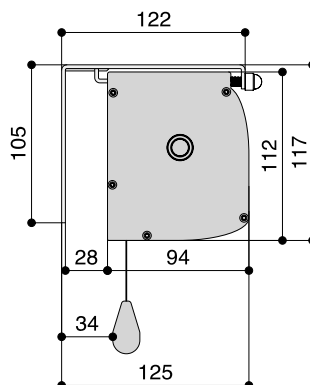
**DROP OF  
PROJECTION  
CLOTH**  
STANDARD

**FRONT DROP OF  
PROJECTION  
CLOTH**  
(optional)

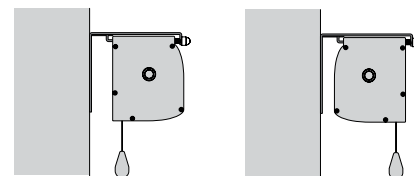
## WALL-CEILING BRACKET



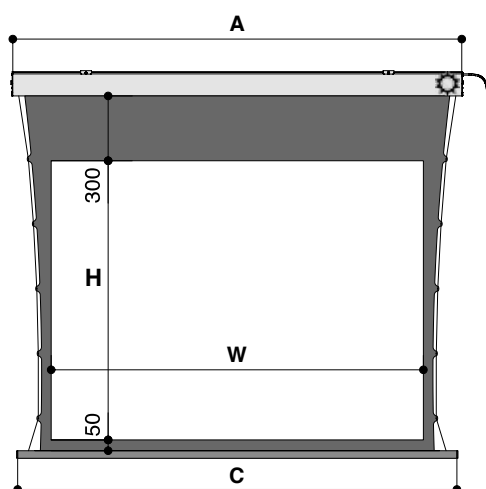
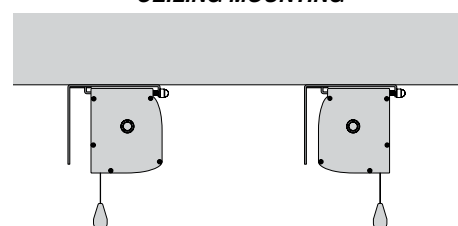
## HOUSING DIMENSIONS



## WALL MOUNTING



## CEILING MOUNTING



## TECHNICAL SPECIFICATIONS

- Silent motor system provides a smooth and quiet operation
  - Power: **6 Nm**
  - Speed: **17 rpm**
  - Power supply: **230V / 50 Hz**
  - Consumption: **137 W**
  - Certification: **IMQ**
- Totally manufactured from aluminium
- Smart design and easy to install
- Housing dimensions: 94x112 mm. (DxH)
- Housing painted with white epoxy powders (RAL 9010)
- Two universal mounting brackets either for ceiling or for wall included
- On/off switcher included
- Power cable located at the **right** side of the screen housing seen from the front
- Flame-retardant projection surfaces
- Side black borders of 5 cm. (in the narrowest point), black bottom border of 5 cm., black top drop of 30 cm. and black dowel bar: height 35 mm. depth 20 mm.
- Hour-shape glass tensioning system to provide perfect flatness
- **Screen housing available in different colours** (optional)

## DIMENSIONS measures in cm

4:3 Ratio Viewing area (WxH)	16:10 Ratio Viewing area (WxH)	16:9 Ratio Viewing area (WxH)	Overall dimensions A - C	Approx. net weight (Kg)
160 x 120	160 x 100	160 x 90	198 - 194	15
180 x 135	180 x 112	180 x 101	218 - 214	17
200 x 150	200 x 125	200 x 112	238 - 234	19
220 x 165	220 x 137	220 x 124	258 - 254	20
250 x 190	250 x 156	250 x 140	288 - 284	22

## PROJECTION CLOTHS

Front projection surfaces	Gain	Rear projection surfaces <i>**no black borders**</i>	Gain
White	1.2	Rear Plus	1.1
Matte White	1.2	Front Rear	0.9
Lumi Grey	0.8		
Microperforated	1.1		
Lumi Grey Microperforated	0.8		
Cinesound*	0.7		
Pure KS	1.1		
Pure Matte KS	1.1		
Silver Blast*	1.3		
Bright Contrast 3D 0.8*	0.8		

\*Limited in height

**Warranty:** 5 years on the motor - 24 months on the other components

**ENGINEERED LIKE NO OTHER SCREEN IN THE WORLD**  
[www.screenint.com](http://www.screenint.com)





**MAJOR** screen has the same features of the Compact model but guarantees high quality images on bigger dimensions.

This screen is a very good solution for projections to a large audience.

It can be equipped with different types of fabric according to customer's needs.

Available in 4:3, 1:1 and 16:10 ratios or **bespoke sizes**.



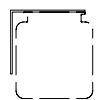
**False ceiling trim kit**  
(optional - for details see p. 53)



**Major with 3 black borders** (optional)



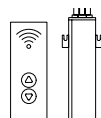
**Major with 4 black borders** (optional)



n.4  
Wall/Ceiling  
brackets



n.1  
On/off  
switcher



Kit RF Remote  
control with  
external  
receiver



Interface  
switch 12 volt



Low voltage  
contact  
interface



Multiple  
control  
interface set



Interface  
RS485



Nm 9  
Rpm 26

Faster  
motor



Nm 7  
Rpm 18

Extremely  
silent motor

**INCLUDED**

**OPTIONAL** pag 70-71

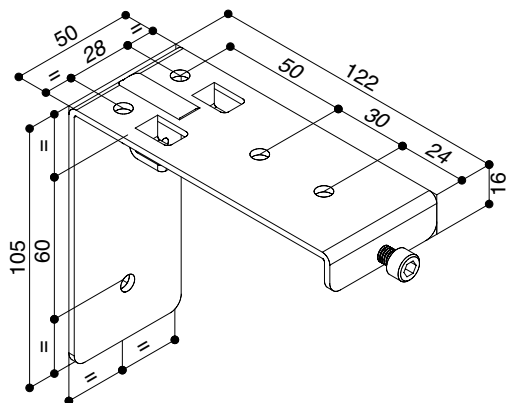




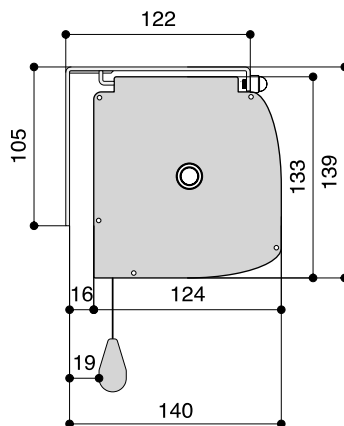
**DROP OF  
PROJECTION  
CLOTH**  
STANDARD

**FRONT DROP OF  
PROJECTION  
CLOTH**  
(optional)

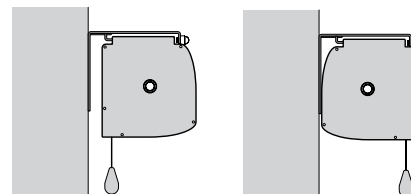
## WALL-CEILING BRACKET



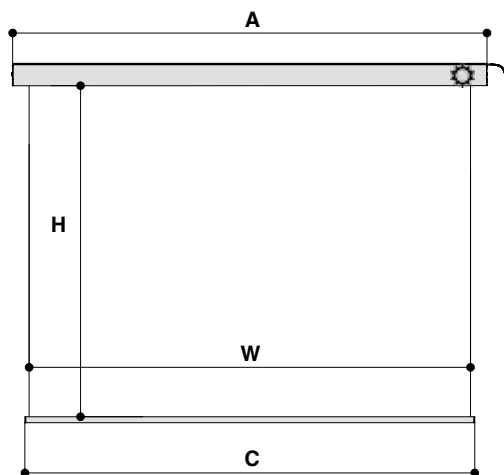
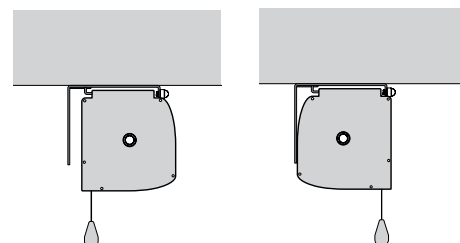
## HOUSING DIMENSIONS



## WALL MOUNTING



## CEILING MOUNTING



## TECHNICAL SPECIFICATIONS

- Silent motor system provides a smooth and quiet operation
  - Power: **10 Nm**
  - Speed: **17 rpm**
  - Power supply: **230V / 50 Hz**
  - Consumption: **156 W**
  - Certification: **IMQ**
- Totally manufactured from aluminium
- Smart design and easy to install
- Housing dimensions: 124x133 mm. (DxH)
- Housing painted with white epoxy powders (RAL 9010)
- White dowel bar: height 35 mm. - depth 20 mm.
- Four universal mounting brackets either for ceiling or for wall included
- On/off switcher included
- Power cable located at the **right** side of the screen housing seen from the front
- Flame - retardant projection surfaces
- Side black borders of 5 cm. and black dowel bar height 35 mm. - depth 20 mm. (optional)
- **Screen housing available in different colours (optional)**

## DIMENSIONS measures in cm

1:1 Ratio Viewing area (WxH)	4:3 Ratio Viewing area (WxH)	16:10 Ratio Viewing area (WxH)	16:9 Ratio Viewing area (WxH)	Overall dimensions A - C	Approx. net weight (Kg)
300 x 300	-	-	-	311 - 304	25
350 x 350	350 x 265	350 x 219	350 x 197	361 - 354	28
400 x 400	400 x 300	400 x 250	400 x 225	411 - 404	33
-	450 x 340	450 x 281	450 x 253	461 - 454	37

## PROJECTION CLOTHS

Front projection surfaces	Gain	Rear projection surfaces <i>**no black borders**</i>	Gain
White	1.2	Rear Plus	1.1
Matte White	1.2	Front Rear	0.9
Microperforated	1.1		
Pure KS	1.1		
Pure Matte KS	1.1		
Bright Contrast 3D 0.8*	0.8		
Fibre Matte*	1.25		
Green Screen			

\*Limited in height

**Warranty:** 5 years on the motor - 24 months on the other components

**ENGINEERED LIKE NO OTHER SCREEN IN THE WORLD**  
**www.screenint.com**



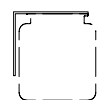


The **MAJOR HOME CINEMA** is an electric screen dedicated to the Home Theatre market but also in A/V Professional in prestigious meeting rooms. It is manufactured, as a standard, with black side borders, a black top drop 30 cm. high (customizable), a black bottom border and a black dowel bar. Thanks to the borders all around, the image will be perceived as sharper to the spectator's eye.

Available in 4:3, 16:9 and 16:10 ratios or **bespoke sizes**.



**False ceiling trim kit**  
(optional - for details see p. 53)

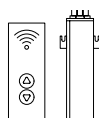


n.4  
Wall/Ceiling  
brackets



n.1  
On/off  
switcher

**INCLUDED**



Kit RF Remote  
control with  
external  
receiver



Interface  
switch 12 volt



Low voltage  
contact  
interface



Multiple  
control  
interface set



Interface  
RS485



Nm 9  
Rpm 26  
Faster  
motor

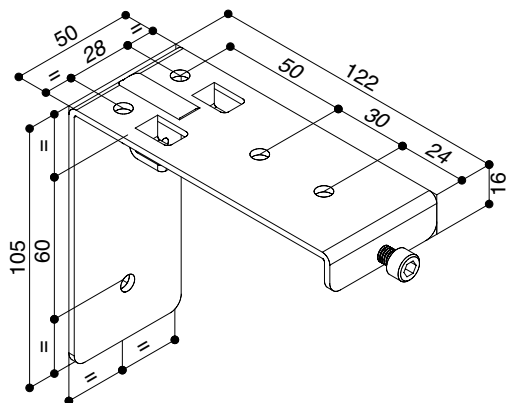
**OPTIONAL** pag 70-71



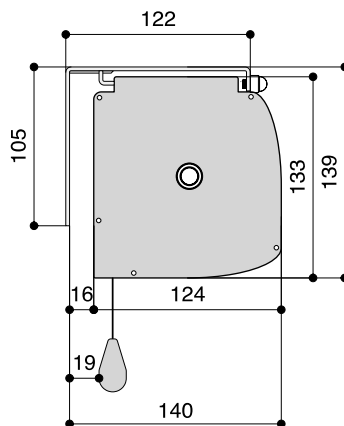
**DROP OF  
PROJECTON  
CLOTH**  
STANDARD

**FRONT DROP OF  
PROJECTON  
CLOTH**  
(optional)

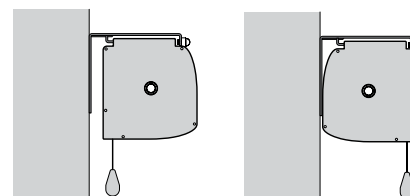
## WALL-CEILING BRACKET



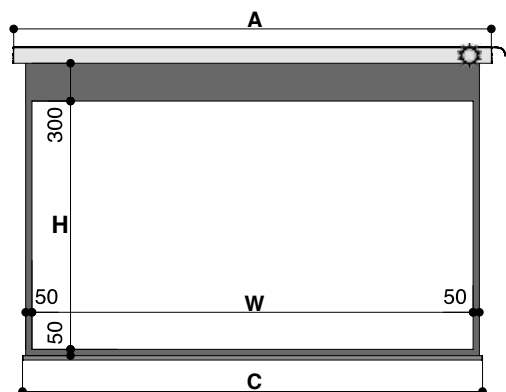
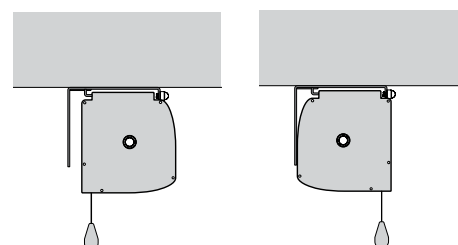
## HOUSING DIMENSIONS



## WALL MOUNTING



## CEILING MOUNTING



## TECHNICAL SPECIFICATIONS

- Silent motor system provides a smooth and quiet operation
  - Power: **10 Nm**
  - Speed: **17 rpm**
  - Power supply: **230V / 50 Hz**
  - Consumption: **156 W**
  - Certification: **IMQ**
- Totally manufactured from aluminium
- Housing dimensions: 124x133 mm. (DxH)
- Housing painted with white epoxy powders (RAL 9010)
- Four universal mounting brackets either for ceiling or for wall included
- On/off switcher included
- Power cable located at the **right** side of the screen housing seen from the front
- Flame-retardant projection surfaces
- Black side borders of 5 cm., black bottom border of 5 cm., black top drop of 30 cm. and black dowel bar: height 35 mm. depth 20 mm.
- **Screen housing available in different colours (optional)**

## DIMENSIONS measures in cm

4:3 Ratio Viewing area (WxH)	16:10 Ratio Viewing area (WxH)	16:9 Ratio Viewing area (WxH)	Overall dimensions A - C	Approx. net weight (Kg)
350 x 265	350 x 219	350 x 197	371 - 364	32
400 x 300	400 x 250	400 x 225	421 - 414	38
-	450 x 281	450 x 253	471 - 464	42

## PROJECTION CLOTHS

Front projection surfaces	Gain		
White	1.2		
Matte White	1.2		
Lumi Grey	0.8		
Microperforated	1.1		
Lumi Grey Microperforated	0.8		
Pure KS	1.1		
Pure Matte KS	1.1		
Bright Contrast 3D 0.8*	0.8		

\*Limited in height

**Warranty:** 5 years on the motor - 24 months on the other components

**ENGINEERED LIKE NO OTHER SCREEN IN THE WORLD**  
**www.screenint.com**







The **MAJOR TENSIONED** is a motorized projection screen suitable for medium to large size rooms, both in Home Cinema applications and in A/V Professional where attention to details is very important.

Its peculiar tensioning system on each side is distinguishing for a dual aspect: the specifically developed curved sides and the tensioning chords that follow the descent of both sides of the surface.

It is supplied, as a standard, with black side curved borders, a black top drop 30 cm. high (customizable), a black bottom border and a black dowel bar.

Thanks to the borders all around, the image will be perceived as sharper to the spectator's eye.

Available in 4:3, 16:9 and 16:10 ratios or **bespoke sizes**.



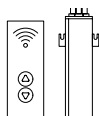
**False ceiling trim kit**  
(optional - for details see p. 53)



n.4  
Wall/Ceiling  
brackets



n.1  
On/off  
switch



Kit RF Remote  
control with  
external  
receiver



Interface  
switch 12 volt



Low voltage  
contact  
interface



Multiple  
control  
interface set



Interface  
RS485



Nm 9  
Rpm 26  
Faster  
motor

**INCLUDED**

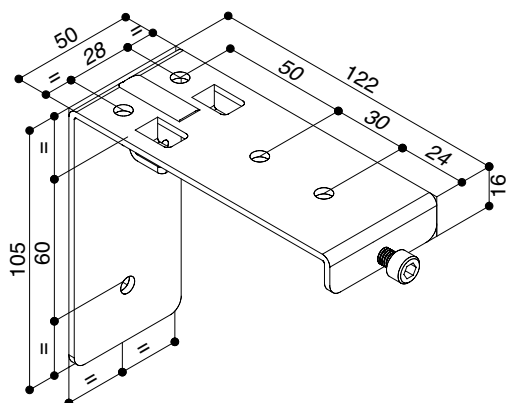
**OPTIONAL** pag 70-71



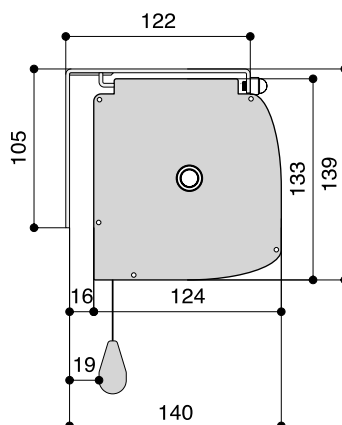
**DROP OF  
PROJECTON  
CLOTH**  
STANDARD

**FRONT DROP OF  
PROJECTON  
CLOTH**  
(optional)

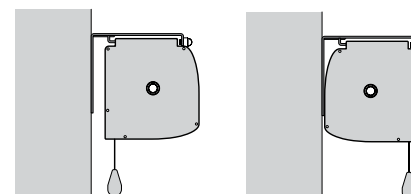
### WALL-CEILING BRACKET



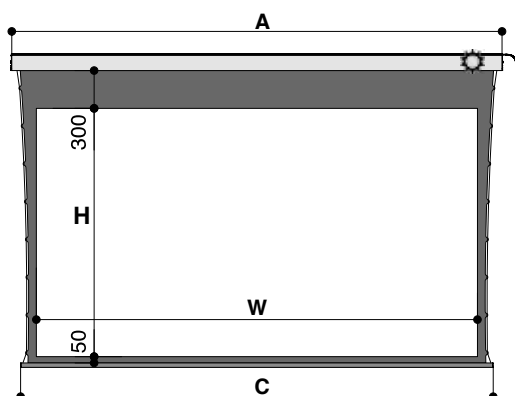
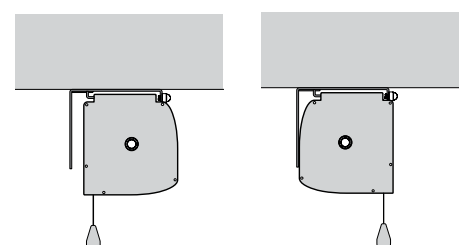
### HOUSING DIMENSIONS



### WALL MOUNTING



### CEILING MOUNTING



### TECHNICAL SPECIFICATIONS

- Silent motor system provides a smooth and quiet operation
  - Power: **10 Nm**
  - Speed: **17 rpm**
  - Power supply: **230V / 50 Hz**
  - Consumption: **156 W**
  - Certification: **IMQ**
- Totally manufactured from aluminium
- Housing dimensions: 124x133 mm. (DxH)
- Housing painted with white epoxy powders (RAL 9010)
- Four universal mounting brackets either for ceiling or for wall included
- On/off switcher included
- Power cable located at the **right** side of the screen housing seen from the front
- Flame-retardant projection surfaces
- Black side borders of 5 cm. (in the narrowest point), black bottom border of 5 cm., black top drop of 30 cm. and black dowel bar: height 35 mm. depth 20 mm.
- Hour-shape glass tensioning system to provide perfect flatness
- **Screen housing available in different colours** (optional)

### DIMENSIONS measures in cm

4:3 Ratio Viewing area (WxH)	16:10 Ratio Viewing area (WxH)	16:9 Ratio Viewing area (WxH)	Overall dimensions A - C	Approx. net weight (Kg)
300 x 225	300 x 187	300 x 169	340 - 334	31
350 x 265	350 x 219	350 x 197	390 - 384	36
400 x 300	400 x 250	400 x 225	440 - 434	40

### PROJECTION CLOTHS

Front projection surfaces	Gain	Rear projection surfaces <i>**no black borders**</i>	Gain
White	1.2	Rear Plus	1.1
Matte White	1.2	Front Rear	0.9
Lumi Grey	0.8		
Microperforated	1.1		
Lumi Grey Microperforated	0.8		
Pure KS	1.1		
Pure Matte KS	1.1		
Silver Blast*	1.3		
Bright Contrast 3D 0.8*	0.8		

\*Limited in height

**Warranty:** 5 years on the motor - 24 months on the other components

**ENGINEERED LIKE NO OTHER SCREEN IN THE WORLD**  
[www.screenint.com](http://www.screenint.com)






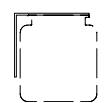
The **OPEN ROLL** model has been studied to be installed in pretty large rooms like concert halls, cinemas, auditoriums and conference rooms. Open Roll assures great success in projections thanks to its high quality standard. This screen has the particular feature to be without housing.

Available in 4:3, 16:9 and 16:10 ratios or **bespoke sizes**.

**MOUNTING BRACKET  
SHAFT SIDE**



**MOUNTING BRACKET  
MOTOR SIDE**

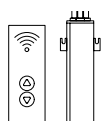


n.2  
Wall/Ceiling  
brackets



n.1  
On/off  
switcher

**INCLUDED**



Kit RF Remote  
control with  
external  
receiver



Interface  
switch 12 volt



Low voltage  
contact  
interface



Multiple  
control  
interface set



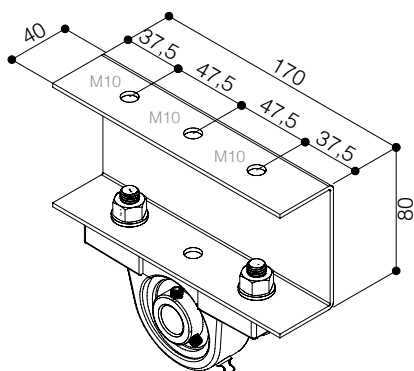
Interface  
RS485

**OPTIONAL** pag 70-71

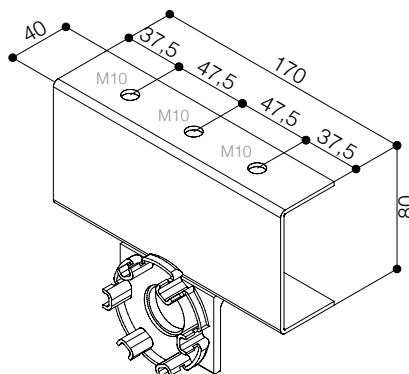




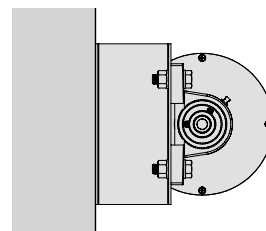
**MOUNTING BRACKET:  
SHAFT SIDE (LEFT)**



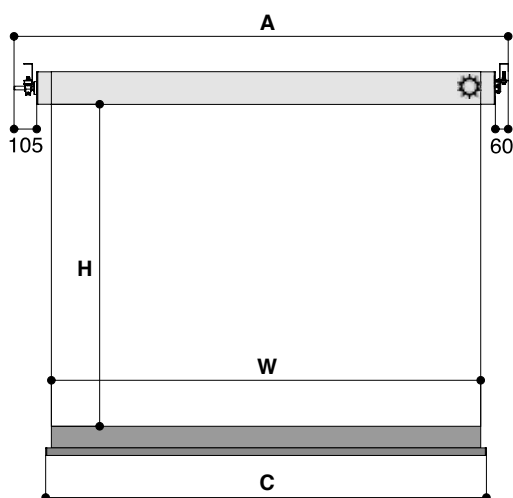
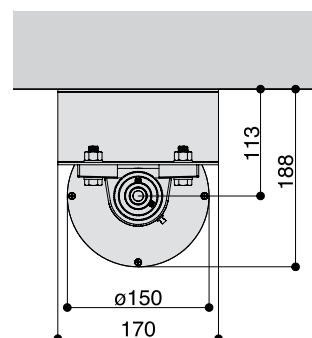
**MOUNTING BRACKET:  
MOTOR SIDE (RIGHT)**



**WALL MOUNTING**



**CEILING MOUNTING**



## TECHNICAL SPECIFICATIONS

- Silent motor system provides a smooth and quiet operation

- Power: **40 Nm**
- Speed: **17 rpm**
- Power supply: **230V / 50 Hz**
- Consumption: **322 W**
- Certification: **IMQ**

- Strong steel and aluminium construction
- Black dowel bar: height 35 mm. - depth 20 mm.
- Standard black bottom border of 10 cm.
- Two mounting brackets for ceiling or for wall included
- On/Off switcher included
- Power cable located at the **right** side of the screen, seen from the front
- Flame retardant projection surfaces
- Side black borders of 5 cm. (*optional*)
- Black top drop (*optional*)

AVERAGE TIME OF ROLLING UP/DOWN		
H (cm)	Sec.	
375	30	
450	36	
525	42	

## DIMENSIONS measures in cm

4:3 Ratio Viewing area (WxH)	16:10 Ratio Viewing area (WxH)	16:9 Ratio Viewing area (WxH)	Overall dimensions A - C	Approx. net weight (Kg)
500 x 375	500 x 313	500 x 281	530 - 505	52
600 x 450	600 x 375	600 x 337	630 - 605	63
700 x 525	700 x 437	700 x 394	730 - 705	73

## PROJECTION CLOTHS

Front projection surfaces	Gain	Rear projection surfaces <i>**no black borders**</i>	Gain
White	1.2	Rear Plus	1.1
Matte White	1.2	Front Rear	0.9
Pure KS	1.1		
Pure Matte KS	1.1		
Microholes	1.0		
Green Screen			

**Warranty:** 5 years on the motor - 24 months on the other components


**ENGINEERED LIKE NO OTHER SCREEN IN THE WORLD**  
[www.screenint.com](http://www.screenint.com)





**MAJOR PRO-C** is a range of motorized screens suitable to cover dimensions from 500 cm. up to 700 cm. of width. These screens are mainly used in large environments like meeting rooms, universities, small theatres, hotels. Very reliable screens are supplied with a white aluminium cabinet suitable to fit different aesthetic situations.

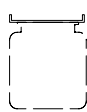
Available in 4:3, 16:9 and 16:10 ratios or **bespoke sizes**.



**Truss mounting brackets**  
(optional - for details see p. 72)



**False ceiling trim kit**  
(optional - for details see p. 54)

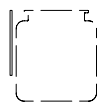


Ceiling mounting brackets

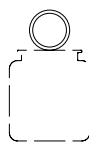


n.1 On/Off switcher

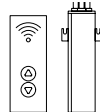
**INCLUDED**



Wall mounting brackets



Truss mounting brackets



Kit RF Remote control with external receiver



Interface switch 12 volt



Low voltage contact interface



Multiple control interface set

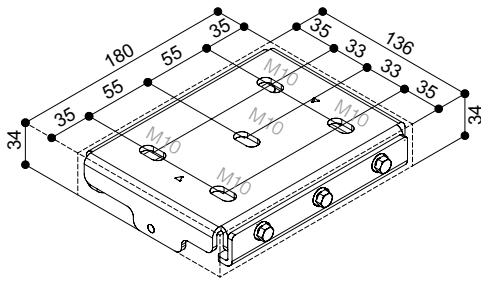


Interface RS485

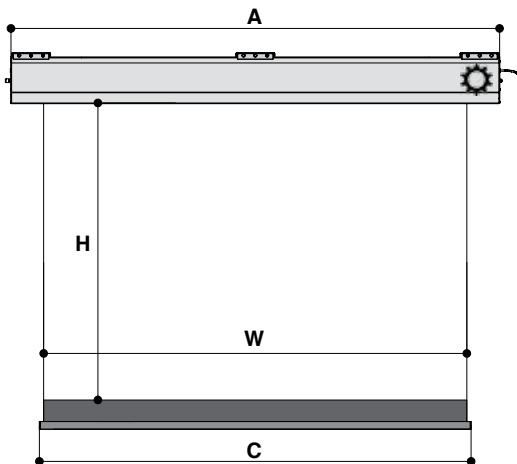
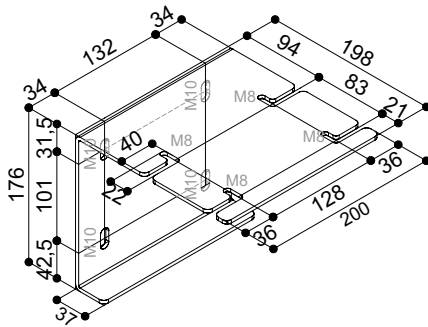
**OPTIONAL** pag 70-71



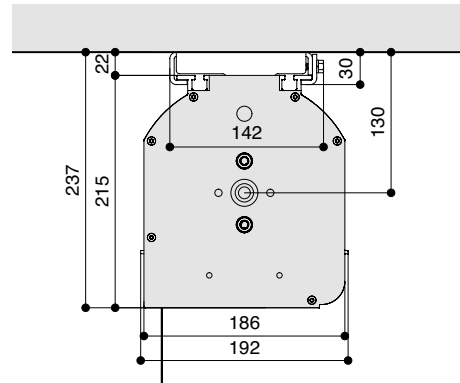
## CEILING MOUNTING BRACKET



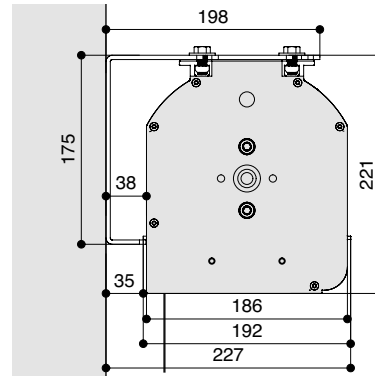
### WALL MOUNTING BRACKET *(optional)*



## CEILING MOUNTING




## WALL MOUNTING



## TECHNICAL SPECIFICATIONS

- Silent motor system provides a smooth and quiet operation

- Power: **40 Nm**
- Speed: **17 rpm**
- Power supply: **230V / 50 Hz**
- Consumption: **322 W**
- Certification: **IMQ**

AVERAGE TIME OF ROLLING UP/DOWN		
	H (cm)	Sec.
	375	30
	450	36
	525	42

- Strong steel and aluminium construction
- Aluminium housing with multiple fixing points, using sliding brackets for a variety of installation options
- Black dowel bar: height 35 mm. - depth 20 mm.
- **Standard black bottom border of 10 cm.**
- Housing painted with white epoxy powders (RAL 9010)
- Ceiling mounting brackets included
  - n. 3 for Major Pro-C 500 cm. and 600 cm. of width
  - n. 4 for Major Pro-C 700 cm. of width
- On/Off switcher included
- Power cable located at the **right** side of the screen housing seen from the front
- Flame retardant projection surfaces
- Side black borders of 5 cm. (*optional*)
- Black top drop (*optional*)
- Wall mounting brackets (*optional*)
- **Screen housing available in different colours** (*optional*)

DIMENSIONS measures in cm				
4:3 Ratio Viewing area (WxH)	16:10 Ratio Viewing area (WxH)	16:9 Ratio Viewing area (WxH)	Overall dimensions A - C	Approx. net weight (Kg)
500 x 375	500 x 313	500 x 281	520 - 505	89
600 x 450	600 x 375	600 x 337	620 - 605	106
700 x 525	700 x 437	700 x 394	720 - 705	124

PROJECTION CLOTHS			
Front projection surfaces	Gain	Rear projection surfaces <i>**no black borders**</i>	Gain
White	1.2	Rear Plus	1.1
Matte White	1.2	Front Rear	0.9
Pure KS	1.1		
Pure Matte KS	1.1		
Microholes	1.0		
Green Screen			

The measures in the drawings are expressed in millimetres.

**Warranty:** 5 years on the motor - 24 months on the other components




**ENGINEERED** LIKE NO OTHER **SCREEN** IN THE WORLD  
[www.screenint.com](http://www.screenint.com)



**MAJOR PRO-C TENSIONED** is a high end professional screen range whose measures go from 450 cm. up to 650 cm. of width. These motorized screens are equipped with a special tensioning system that gives a perfect flatness to the cloth. Major Pro-C Tensioned are very reliable products, supplied with a white aluminium cabinet suitable to fit various aesthetic applications.

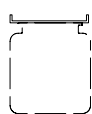
Available in 4:3, 16:9 and 16:10 ratios or **bespoke sizes**.



**Truss mounting brackets**  
(optional - for details see p. 72)



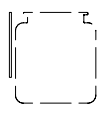
**False ceiling trim kit**  
(optional - for details see p. 54)



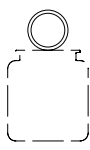
Ceiling mounting brackets



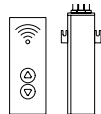
n.1 On/Off switcher



Wall mounting brackets



Truss mounting brackets



Kit RF Remote control with external receiver



Interface switch 12 volt



Low voltage contact interface



Multiple control interface set



Interface RS485

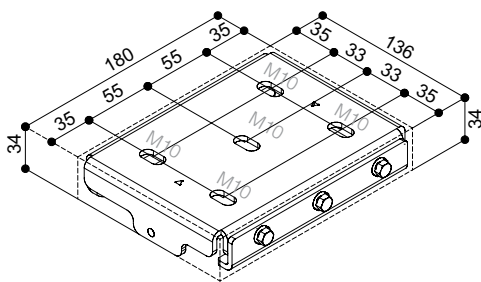
**INCLUDED**

**OPTIONAL** pag 70-71

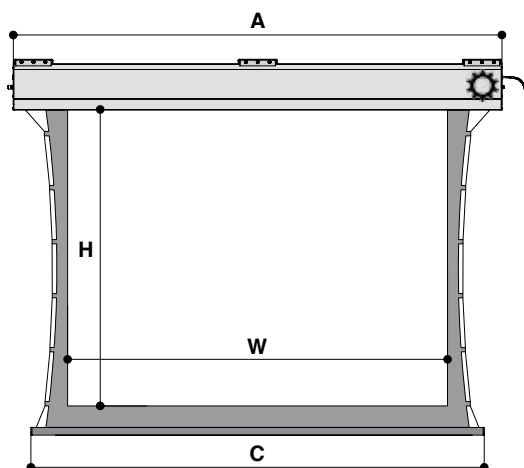
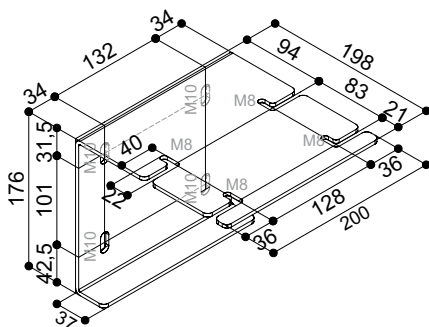




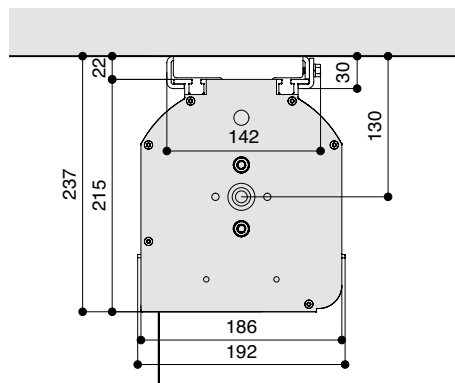
## CEILING MOUNTING BRACKET



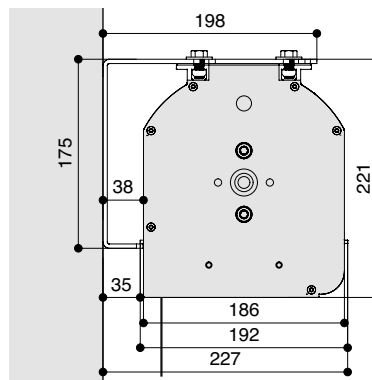
### WALL MOUNTING BRACKET *(optional)*



## CEILING MOUNTING




## WALL MOUNTING



## TECHNICAL SPECIFICATIONS

- Silent motor system provides a smooth and quiet operation

- Power: **40 Nm**
- Speed: **17 rpm**
- Power supply: **230V / 50 Hz**
- Consumption: **322 W**
- Certification: **IMQ**

AVERAGE TIME OF ROLLING UP/DOWN		
	H (cm)	Sec.
	337	30
	412	36
	487	42

- Strong steel and aluminium mechanism
- Aluminium housing with multiple fixing points, using sliding brackets for a variety of installation options
- Housing painted with white epoxy powders (RAL 9010)
- Side black borders of 5 cm. (in the narrowest point)
- **Standard black bottom border of 10 cm.**
- Black dowel bar height 35 mm. - depth 20 mm.
- On 16:9 and 16:10 ratio a black drop of 30 cm. is added
- On 4:3 ratio **no black top drop**
- Ceiling mounting brackets included
  - n. 3 for Major Pro-C 450 cm. and 550 cm. of width
  - n. 4 for Major Pro-C 650 cm. of width
- On/Off switcher included
- Power cable located at the **right** side of the screen housing seen from the front
- Flame retardant projection surfaces
- Wall mounting brackets (*optional*)
- **Screen housing available in different colours** (*optional*)

DIMENSIONS <small>measures in cm</small>				
4:3 Ratio Viewing area (WxH)	16:10 Ratio Viewing area (WxH)	16:9 Ratio Viewing area (WxH)	Overall dimensions A - C	Approx. net weight (Kg)
450 x 337	450 x 281	450 x 253	520 - 505	89
550 x 412	550 x 344	550 x 309	620 - 605	106
650 x 487	650 x 406	650 x 366	720 - 705	124

PROJECTION CLOTHS			
Front projection surfaces	Gain	Rear projection surfaces <i>**no black borders**</i>	Gain
White	1.2	Rear Plus	1.1
Matte White	1.2	Front Rear	0.9
Pure KS	1.1		
Pure Matte KS	1.1		
Microholes	1.0		
Green Screen			

The measures in the drawings are expressed in millimetres.

**Warranty:** 5 years on the motor - 24 months on the other components



**ENGINEERED LIKE NO OTHER SCREEN IN THE WORLD**  
**www.screenint.com**

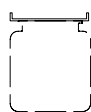



The **CINE PRO** is a large dimension electrical screen available from 8 mt. till 12 mt. of width. Cine Pro is the best choice for cinemas, theatres and auditoriums, where there is the need to join a projection with the alternative to play a performance on the stage.

### TECHNICAL SPECIFICATIONS

- Electric **BOTTOM ROLLER** screen that assures perfect flatness
- Safer descent of the roller thanks to the steel cables and additional new **SAFETY MECHANISM** which stops motor in case an obstacle is hit during rolling down
- Screen housing **standard** in **BLACK** colour RAL 9005 – *optional* available in white colour (papyrus RAL 9018)
- Equipped with a **SAFETY SYSTEM** that prevents dropping down of the bottom roller in case of failure
- Nr. 5 new ceiling mounting brackets for an easier fixing (included)
- Truss mounting brackets (*optional*)
- Available in **bespoke sizes** – *optional* black side borders and black top drop

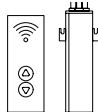
### DETAIL OF THE BOTTOM ROLLER



Ceiling mounting brackets



n.1 On/off switcher



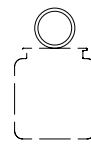
Kit RF Remote control with external receiver



Interface switch 12 volt



Low voltage contact interface



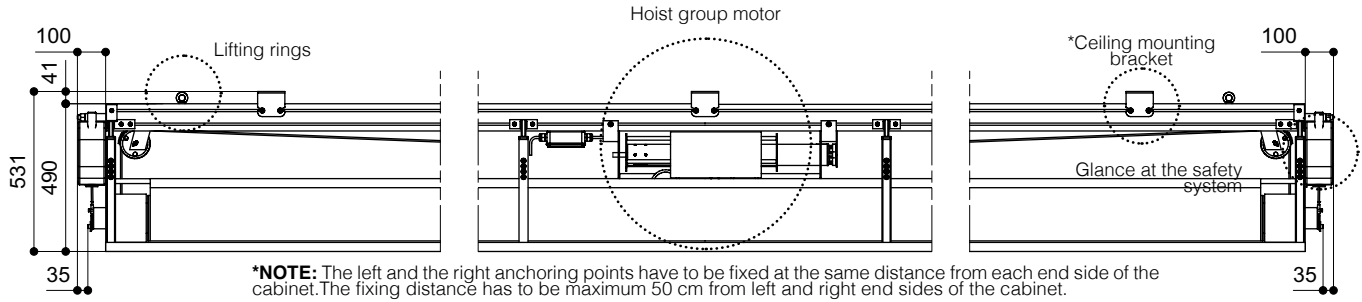
Truss mounting brackets

**INCLUDED**

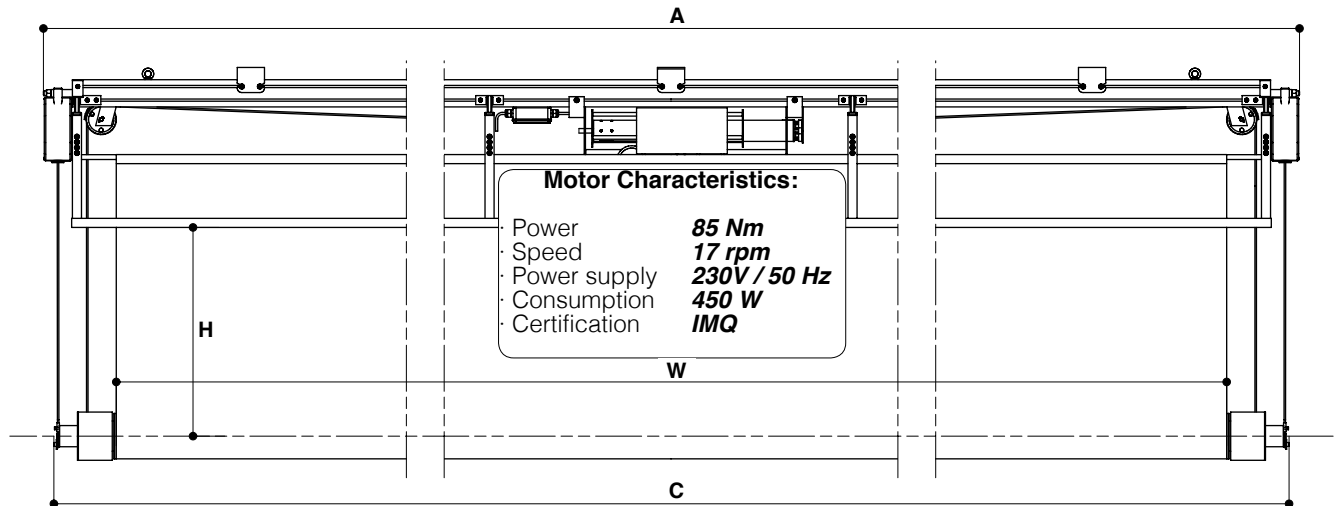
**OPTIONAL** pag 70-71



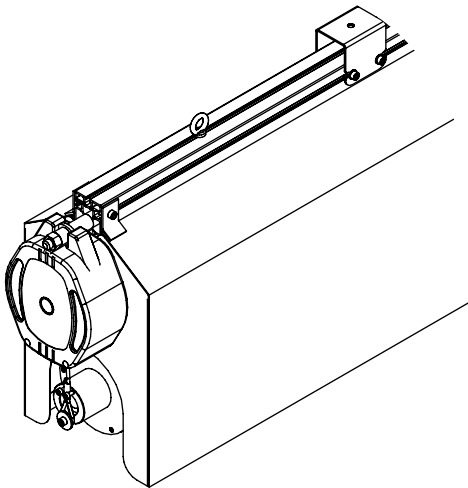
## CINE PRO CLOSED



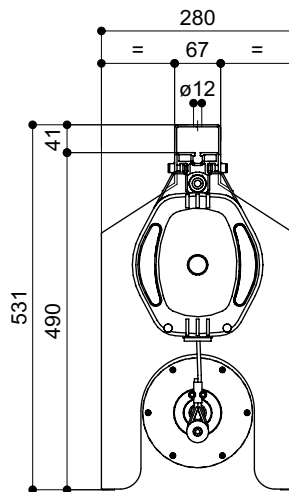
## CINE PRO OPEN



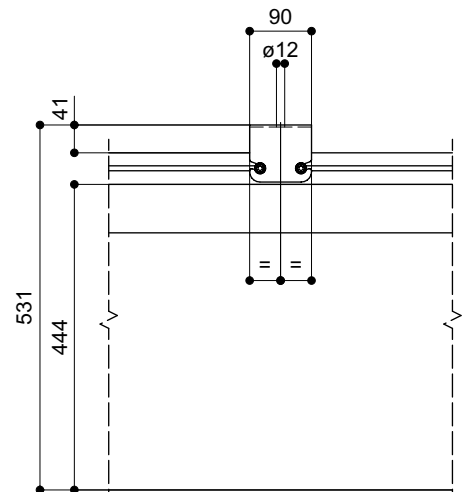
### HOUSING GLANCE



### HOUSING SIDE VIEW



### HOUSING FRONT VIEW



### DIMENSIONS measures in cm

Viewing area (WxH)	Overall dimensions A - C	Approx. net weight (Kg)	Approx. gross weight (Kg)	Rolling down/up time (sec)
800 x 450	858 - 851	227	491	59
900 x 500	958 - 951	249	554	65
1000 x 550	1058 - 1051	270	614	71
1100 x 600	1158 - 1151	292	680	78
1200 x 650	1258 - 1251	314	746	85

### PROJECTION CLOTHS

Front projection surfaces	Gain	Rear projection surfaces	Gain
White*	1.2	Rear Plus*	1.1
Pure KS*	1.0	Front Rear*	0.9
Pure Matte KS*	1.1		
Microholes*	1.1		

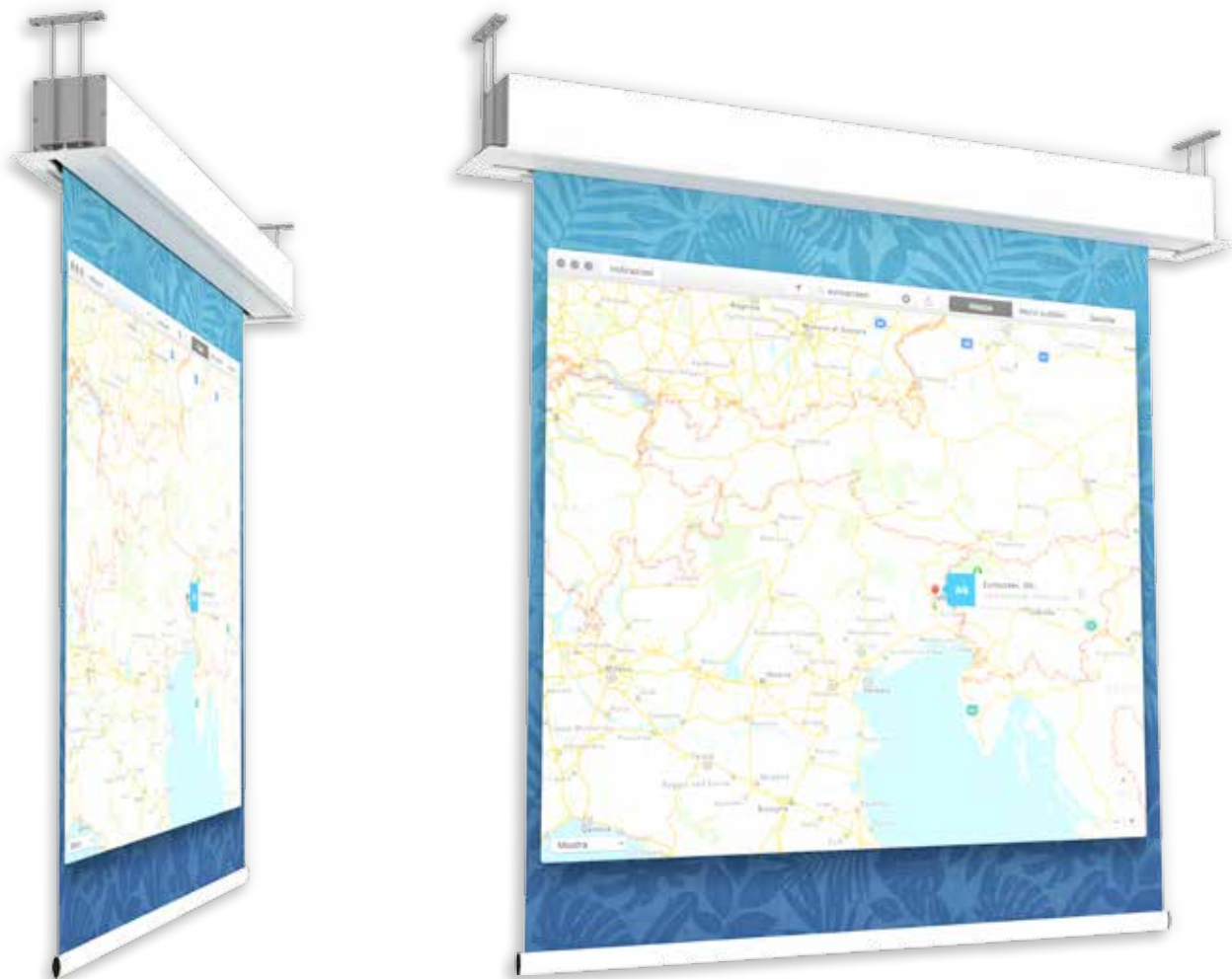
\*Weldings on the projection surface

**Warranty:** 5 years on the motor - 24 months on the other components

**ENGINEERED LIKE NO OTHER SCREEN IN THE WORLD**  
[www.screenint.com](http://www.screenint.com)








**GIOTTO PROFESSIONAL** is the most innovative UPGRADABLE electric **in-ceiling** projection screen on the market. Its mechanical construction makes it an ideal and unique solution for in-ceiling installations both in residential and AV professional environments.

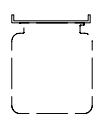
The Giotto is easy to mount and has the **possibility to install the roller tube with projection cloth after the installation is finished.**

This peculiar feature allows also to easily substitute the projection surface if required by the customer for maintenance reasons, or necessity to upgrade the projection cloth.

Available in 4:3, 1:1 and 16:10 formats or **bespoke sizes**.



LEFT SIDE VIEW



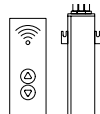
n.2  
Ceiling  
mounting  
brackets



n.1  
On/off  
switcher



Extremely  
quiet motor



Kit RF Remote  
control with  
external  
receiver



Interface  
switch 12 volt



Low voltage  
contact  
interface



Multiple  
control  
interface set



Interface  
RS485



Nm 9  
Rpm 26

Faster  
motor

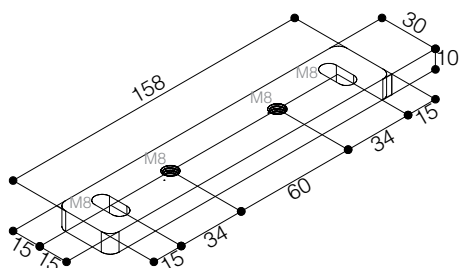
INCLUDED

OPTIONAL pag 70-71

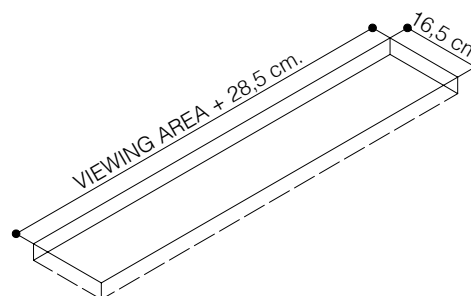




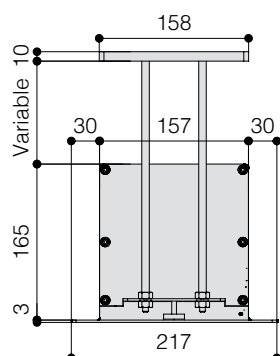
## CEILING BRACKET



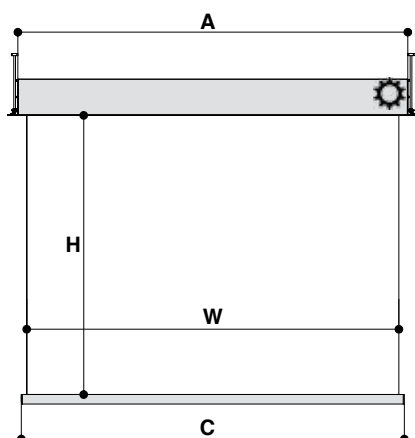
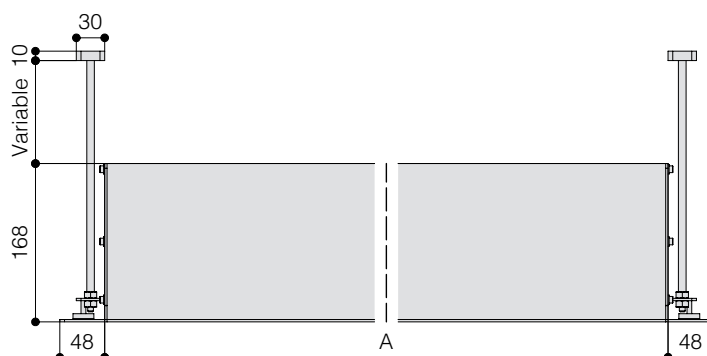
### DIMENSIONS OF THE HOLE TO BE MADE IN THE FALSE CEILING



### HOUSING SIDE VIEW



### HOUSING FRONT VIEW



## TECHNICAL SPECIFICATIONS

- Silent motor system provides a smooth and quiet operation
  - Power: **7 Nm**
  - Speed: **18 rpm**
  - Power supply: **230V / 50 Hz**
  - Consumption: **120 W**
  - Certification: **IMQ**
- In-ceiling housing manufactured from aluminium
- Lower part of the housing, trap door and bezel sprayed with white epoxy powders (RAL 9010)
- White dowel bar: height 35 mm. - depth 20 mm.
- Two ceiling mounting brackets with four threaded rods 100 cm. long included
- On/Off switcher included
- **Extremely quiet motor** included
- Flame retardant projection surfaces
- Minimum height required in the false ceiling: 17 cm
- **Screen housing available in different colours** (optional)

DIMENSIONS measures in cm					
1:1 Ratio Viewing area (WxH)	4:3 Ratio Viewing area (WxH)	16:10 Ratio Viewing area (WxH)	16:9 Ratio Viewing area (WxH)	Overall dimensions A - C	Approx. net weight (Kg)
160 x 160	160 x 120	160 x 100	160 x 90	180,5 - 164	22
180 x 180	180 x 135	180 x 112	180 x 101	200,5 - 184	25
200 x 200	200 x 150	200 x 125	200 x 112	220,5 - 204	28
220 x 220	220 x 165	220 x 137	220 x 124	240,5 - 224	31
250 x 250	250 x 190	250 x 156	250 x 140	270,5 - 254	35
300 x 300	300 x 225	300 x 187	300 x 169	320,5 - 304	43
350 x 350	350 x 265	350 x 219	350 x 197	370,5 - 354	50
400 x 400	400 x 300	400 x 250	400 x 225	420,5 - 404	58
-	450 x 340	450 x 281	450 x 253	470,5 - 454	65

PROJECTION CLOTHS			
Front projection surfaces	Gain	Rear projection surfaces <i>**no black borders**</i>	Gain
White	1.2	Rear Plus	1.1
Matte White	1.2	Front Rear	0.9
Microperforated	1.1		
Lumi Grey Microperforated	0.8		
Pure KS	1.1		
Pure Matte KS	1.1		
Bright Contrast 3D 0.8*	0.8		
Fibre Matte*	1.25		
Green Screen			

\*Limited in height

**Warranty:** 5 years on the motor - 24 months on the other components






**GIOTTO HOME CINEMA** is the most innovative UPGRADABLE electric in-ceiling projection screen on the market. Its mechanical construction makes it an ideal and unique solution for in-ceiling installations both in residential and AV professional environments.

The Giotto is easy to mount and has the **possibility to install the roller tube with projection cloth after the installation is finished.**

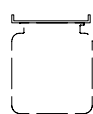
This peculiar feature allows also to easily substitute the projection surface if required by the customer for maintenance reasons or necessity to upgrade the projection cloth.

This model has black side borders 5 cm. of width, 5 cm. black bottom border and a black top drop of 30 cm. included.

Available in 4:3, 16:9 and 16:10 formats or **bespoke sizes**.



LEFT SIDE VIEW



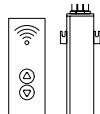
n.2  
Ceiling  
mounting  
brackets



n.1  
On/off  
switcher



Extremely  
quiet motor



Kit RF Remote  
control with  
external  
receiver



Interface  
switch 12 volt



Low voltage  
contact  
interface



Multiple  
control  
interface set



Interface  
RS485



Nm 9  
Rpm 26

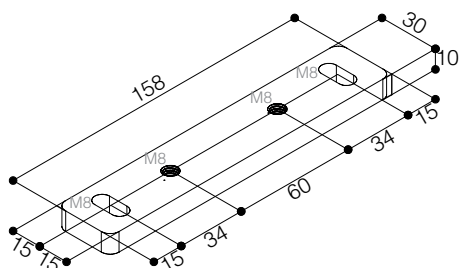
Faster  
motor

INCLUDED

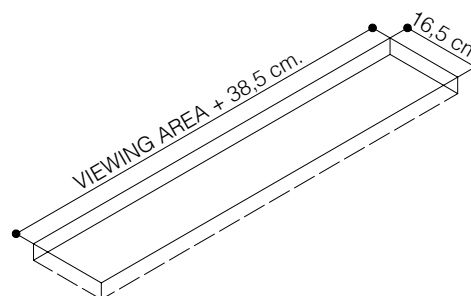
OPTIONAL pag 70-71



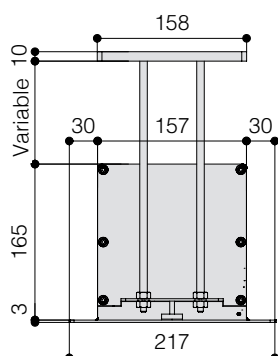
## CEILING BRACKET



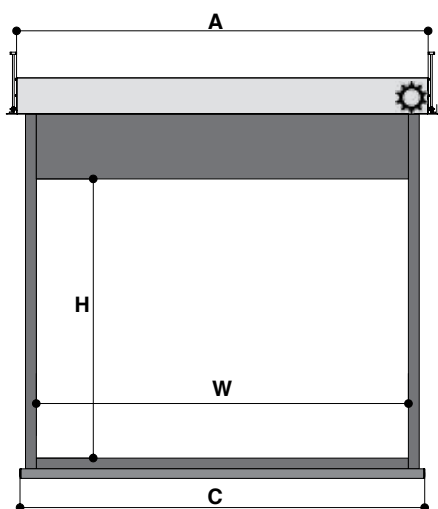
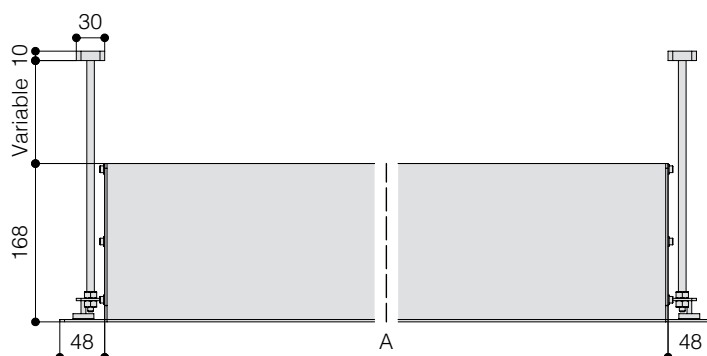
### DIMENSIONS OF THE HOLE TO BE MADE IN THE FALSE CEILING



### HOUSING SIDE VIEW



### HOUSING FRONT VIEW



## TECHNICAL SPECIFICATIONS

- Silent motor system provides a smooth and quiet operation
  - Power: **7 Nm**
  - Speed: **18 rpm**
  - Power supply: **230V / 50 Hz**
  - Consumption: **120 W**
  - Certification: **IMQ**
- In-ceiling housing manufactured from aluminium
- Lower part of the housing, trap door and bezel sprayed with white epoxy powders (RAL 9010)
- Black dowel bar: height 44 mm. - depth 17 mm.
- Two ceiling mounting brackets with four threaded rods 100 cm. long included
- On/Off switcher included
- **Extremely quiet motor** included
- Flame retardant projection surfaces
- Side black borders of 5 cm. width, black bottom border of 5 cm. and black top drop of 30 cm.
- Minimum height required in the false ceiling: 17 cm
- **Screen housing available in different colours** (optional)

DIMENSIONS <small>measures in cm</small>				
4:3 Ratio Viewing area (WxH)	16:10 Ratio Viewing area (WxH)	16:9 Ratio Viewing area (WxH)	Overall dimensions A - C	Approx. net weight (Kg)
160 x 120	160 x 100	160 x 90	190,5 - 174	24
180 x 135	180 x 112	180 x 101	210,5 - 194	27
200 x 150	200 x 125	200 x 112	230,5 - 214	30
220 x 165	220 x 137	220 x 124	250,5 - 234	33
250 x 190	250 x 156	250 x 140	280,5 - 263	37
300 x 225	300 x 187	300 x 169	330,5 - 314	45
350 x 265	350 x 219	350 x 197	380,5 - 364	52
400 x 300	400 x 250	400 x 225	430,5 - 414	60
-	450 x 281	450 x 253	480,5 - 464	67

PROJECTION CLOTHS			
Front projection surfaces	Gain		
White	1.2		
Matte White	1.2		
Lumi Grey	0.8		
Microperforated	1.1		
Lumi Grey Microperforated	0.8		
Cinesound*	0.7		
Pure KS	1.1		
Pure Matte KS	1.1		
Bright Contrast 3D 0.8*	0.8		
Fibre Matte*	1.25		

\*Limited in height

**Warranty:** 5 years on the motor - 24 months on the other components



**ENGINEERED** LIKE NO OTHER **SCREEN** IN THE WORLD  
[www.screenint.com](http://www.screenint.com)




**GIOTTO TENSIONED** is the most innovative UPGRADABLE electric **in-ceiling** projection screen on the market. Its mechanical construction makes it an ideal and unique solution for in-ceiling installations both in residential and AV professional environments.

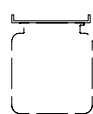
The Giotto is easy to mount and has the **possibility to install the roller tube with projection cloth after the installation is finished** and to substitute the projection surface when required.

Giotto Tensioned has black side borders cut in hour-shape glass that together with the tension system assure a perfect flatness to the projection surface. Moreover, a 5 cm. black bottom border and a black top drop of 30 cm. are included.

Available in 4:3, 16:9 and 16:10 formats or **bespoke sizes**.



LEFT SIDE VIEW



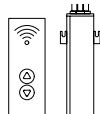
n.2  
Ceiling  
mounting  
brackets



n.1  
On/off  
switcher



Extremely  
quiet motor



Kit RF Remote  
control with  
external  
receiver



Interface  
switch 12 volt



Low voltage  
contact  
interface



Multiple  
control  
interface set



Interface  
RS485



Nm 9  
Rpm 26

Faster  
motor

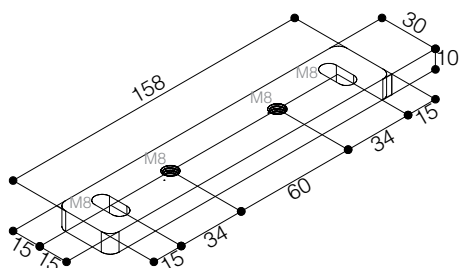
INCLUDED

OPTIONAL pag 70-71

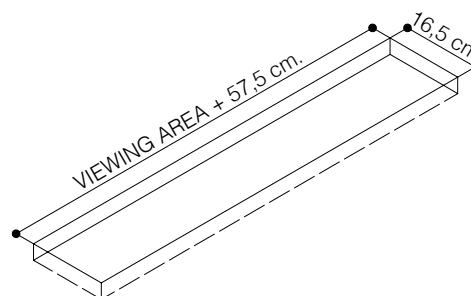




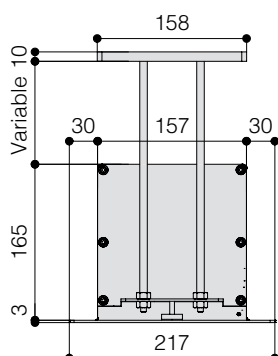
## CEILING BRACKET



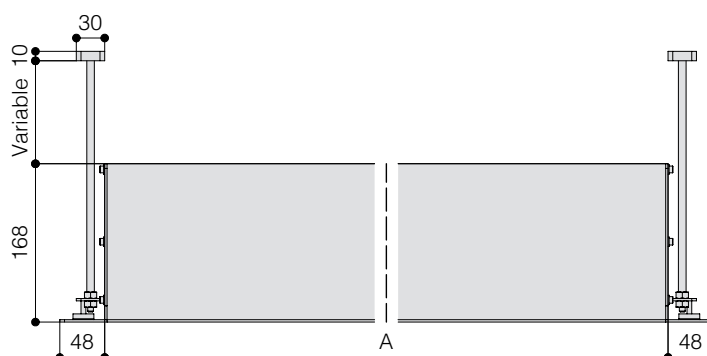
### DIMENSIONS OF THE HOLE TO BE MADE IN THE FALSE CEILING



### HOUSING SIDE VIEW

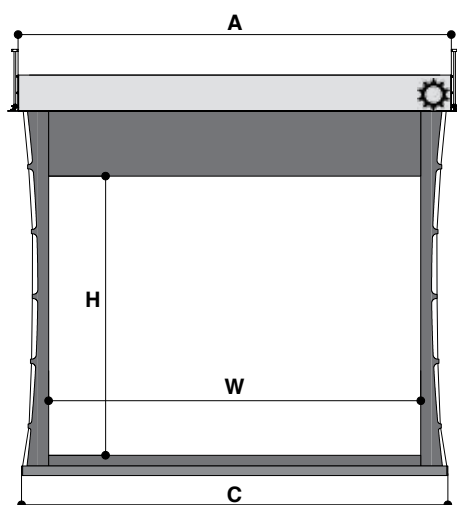


### HOUSING FRONT VIEW



## TECHNICAL SPECIFICATIONS

- Silent motor system provides a smooth and quiet operation
  - Power: **7 Nm**
  - Speed: **18 rpm**
  - Power supply: **230V / 50 Hz**
  - Consumption: **120 W**
  - Certification: **IMQ**
- In-ceiling housing manufactured from aluminium
- Lower part of the housing, trap door and bezel sprayed with white epoxy powders (RAL 9010)
- Black dowel bar: height 44 mm. - depth 17 mm.
- Two ceiling mounting brackets with four threaded rods 100 cm. long included
- On/Off switcher included
- **Extremely quiet motor** included
- Flame retardant projection surfaces
- Side black borders of 5 cm. width (in the narrowest point), black bottom border of 5 cm. and black top drop of 30 cm.
- Hour-shape glass tensioning system to provide perfect flatness
- Minimum height required in the false ceiling: 17 cm
- **Screen housing available in different colours** (optional)



The measures in the drawings are expressed in millimetres.

DIMENSIONS <small>measures in cm</small>				
4:3 Ratio Viewing area (WxH)	16:10 Ratio Viewing area (WxH)	16:9 Ratio Viewing area (WxH)	Overall dimensions A - C	Approx. net weight (Kg)
160 x 120	160 x 100	160 x 90	209,5 - 194	27
180 x 135	180 x 112	180 x 101	229,5 - 214	30
200 x 150	200 x 125	200 x 112	249,5 - 234	33
220 x 165	220 x 137	220 x 124	269,5 - 254	35
250 x 190	250 x 156	250 x 140	299,5 - 284	39
300 x 225	300 x 187	300 x 169	349,5 - 334	45
350 x 265	350 x 219	350 x 197	399,5 - 384	52
400 x 300	400 x 250	400 x 225	449,5 - 434	58

PROJECTION CLOTHS			
Front projection surfaces	Gain	Rear projection surfaces <i>**no black borders**</i>	Gain
White	1.2	Rear Plus	1.1
Matte White	1.2	Front Rear	0.9
Lumi Grey	0.8		
Microperforated	1.1		
Lumi Grey Microperforated	0.8		
Cinesound*	0.7		
Pure KS	1.1		
Pure Matte KS	1.1		
Silver Blast*	1.3		
Bright Contrast 3D 0.8*	0.8		

\*Limited in height

**Warranty:** 5 years on the motor - 24 months on the other components



**ENGINEERED** LIKE NO OTHER **SCREEN** IN THE WORLD  
www.screenint.com

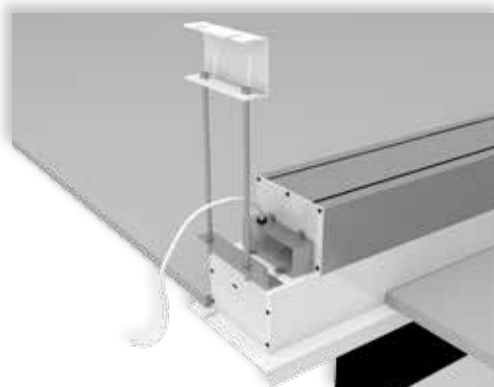


**RAFFAELLO PROFESSIONAL** is an in ceiling electric projection screen, that has an innovative mechanical construction which makes it an ideal and unique solution for residential and AV professional environments. Its peculiarity is that, **once mounted inside the false ceiling, the product is completely hidden** and no visible openings can be seen.

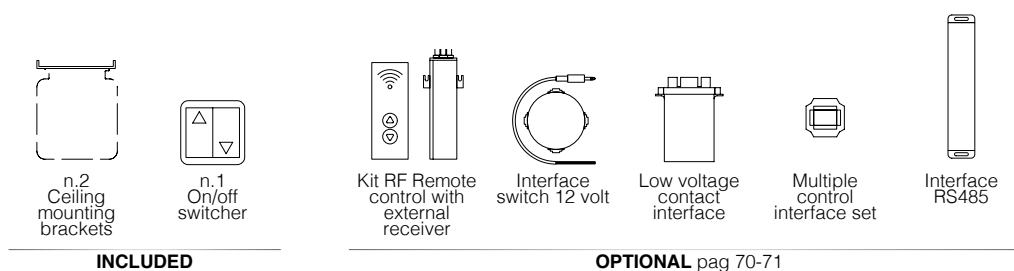
The mechanism is composed by two silent and fast motors, one for the opening of the trap door and the other for rolling down of the projection screen.

**IMPORTANT:** The structure allows substitution of the projection surface rolling pipe without the need to uninstall the product completely.

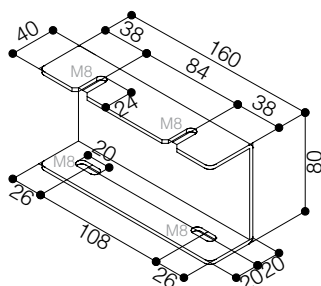
Available in 4:3, 16:9 and 16:10 formats or **bespoke sizes**.



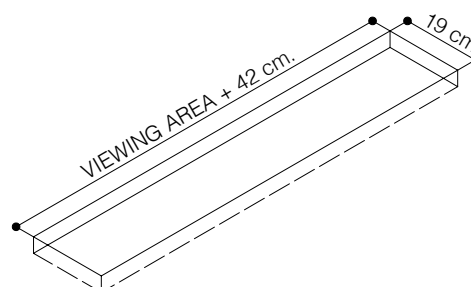
LEFT SIDE VIEW (motor side)



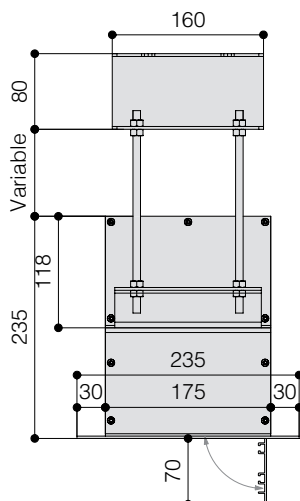
## CEILING BRACKET



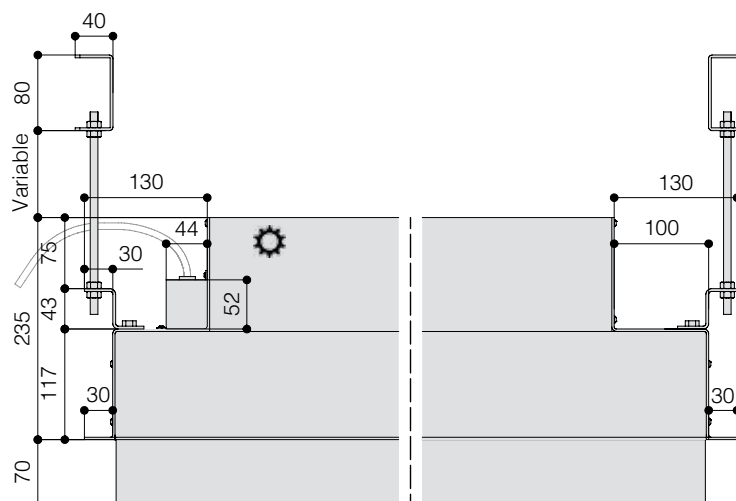
## DIMENSIONS OF THE HOLE TO BE MADE IN THE FALSE CEILING



## HOUSING SIDE VIEW

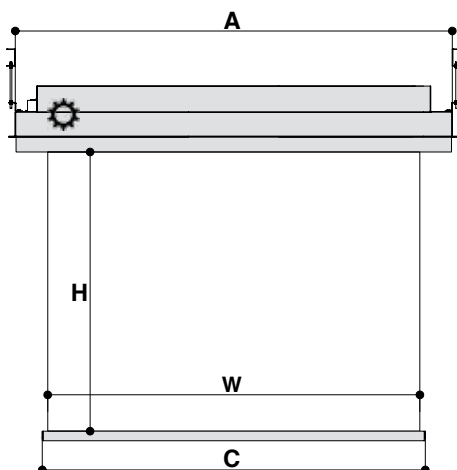


## HOUSING FRONT VIEW



## TECHNICAL SPECIFICATIONS

- Silent motor system provides a smooth and quiet operation
  - Power: **9 Nm**
  - Speed: **26 rpm**
  - Power supply: **230V / 50 Hz**
  - Consumption: **184 W**
  - Certification: **IMQ**
- In-ceiling housing manufactured from aluminium
- Lower part of the housing, trap door and bezel sprayed with white epoxy powders (RAL 9010)
- White dowel bar: height 35 mm. - depth 20 mm.
- Two ceiling mounting brackets with four threaded rods 100 cm. long
- On/Off switcher included
- **Motorized trap door** included
- Screen standard supplied with **cloth dropping** down from the front side of the housing
- Flame - retardant projection surfaces
- Side black borders of 5 cm. and black dowel bar (optional)
- Minimum height needed into the false ceiling: 25 cm.
- **Screen housing available in different colours** (optional)



## DIMENSIONS measures in cm

1:1 Ratio Viewing area (WxH)	4:3 Ratio Viewing area (WxH)	16:10 Ratio Viewing area (WxH)	16:9 Ratio Viewing area (WxH)	Overall dimensions A - C	Approx. net weight (Kg)
160 x 160	160 x 120	160 x 100	160 x 90	201 - 164	39
180 x 180	180 x 135	180 x 112	180 x 101	221 - 184	41
200 x 200	200 x 150	200 x 125	200 x 112	241 - 204	44
220 x 220	220 x 165	220 x 137	220 x 124	261 - 224	47
250 x 250	250 x 190	250 x 156	250 x 140	291 - 254	52
300 x 300	300 x 225	300 x 187	300 x 169	341 - 304	59
350 x 350	350 x 265	350 x 219	350 x 197	391 - 354	66
400 x 400	400 x 300	400 x 250	400 x 225	441 - 404	73

## PROJECTION CLOTHS

Front projection surfaces	Gain	Rear projection surfaces <i>**no black borders**</i>	Gain
White	1.2	Rear Plus	1.1
Matte White	1.2	Front Rear	0.9
Microperforated	1.1		
Lumi Grey Microperforated	0.8		
Pure KS	1.1		
Pure Matte KS	1.1		
Bright Contrast 3D 0.8*	0.8		
Fibre Matte*	1.25		
Green Screen			

\*Limited in height

The measures in the drawings are expressed in millimetres.

**Warranty:** 5 years on the motor - 24 months on the other components





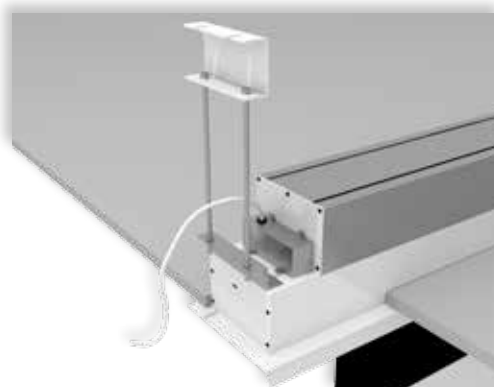
**RAFFAELLO HOME CINEMA** is a new electric projection screen, that has an innovative mechanical construction which makes it an ideal and unique solution for in-ceiling installations both in residential and AV professional environments.

Its peculiarity is that, once mounted inside the false ceiling, **the product is completely hidden and no visible openings can be seen.**

The mechanism is composed by two silent and fast motors, one for the opening of the trap door and the other for rolling down of the projection screen.

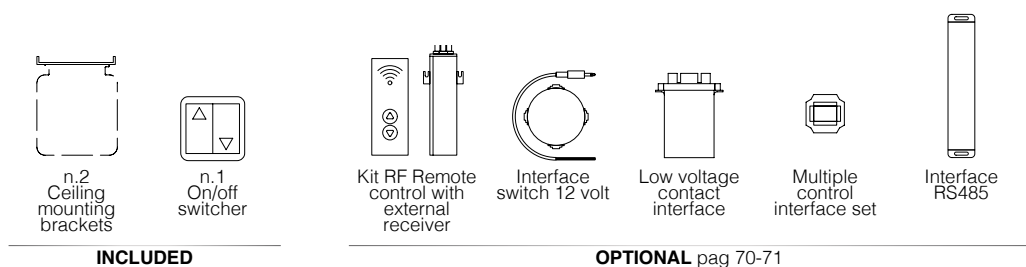
This model has black side borders of 5 cm. of width and a black top drop of 30 cm.

**IMPORTANT:** The structure allows substitution of the projection surface rolling pipe without the need to uninstall the product completely.



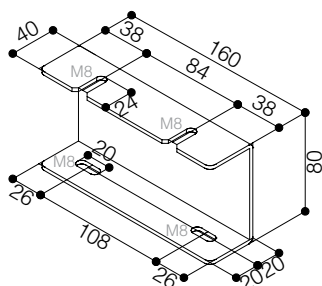
**LEFT SIDE VIEW (motor side)**

Available in 4:3, 16:9 and 16:10 formats or **bespoke sizes**.

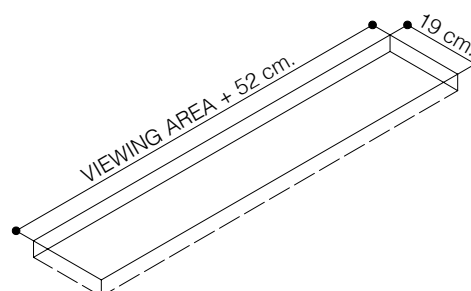




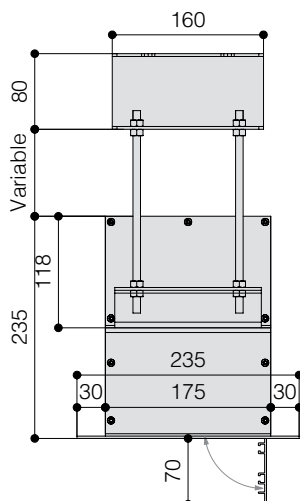
## CEILING BRACKET



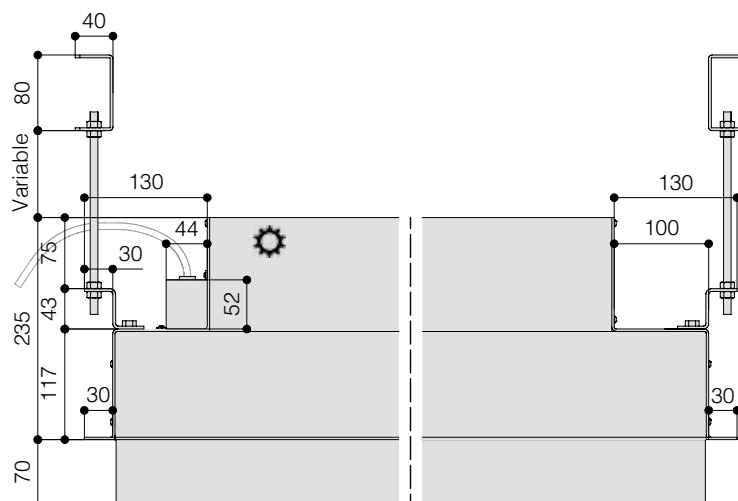
## DIMENSIONS OF THE HOLE TO BE MADE IN THE FALSE CEILING



## HOUSING SIDE VIEW

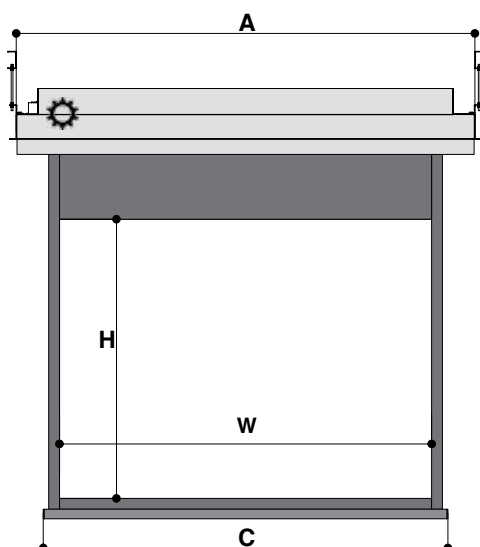


## HOUSING FRONT VIEW



## TECHNICAL SPECIFICATIONS

- Silent motor system provides a smooth and quiet operation
  - Power: **9 Nm**
  - Speed: **26 rpm**
  - Power supply: **230V / 50 Hz**
  - Consumption: **184 W**
  - Certification: **IMQ**
- In-ceiling housing manufactured from aluminium
- Lower part of the housing, trap door and bezel sprayed with white epoxy powders (RAL 9010)
- Black dowel bar: height 44 mm. - depth 17 mm.
- Two ceiling mounting brackets with four threaded rods 100 cm. long included
- On/Off switcher included
- **Motorized trap door** included
- Screen standard supplied with **cloth dropping** down from the front side of the housing
- Flame - retardant projection surfaces
- Side black borders of 5 cm. width, black bottom border of 5 cm. and black top drop of 30 cm.
- Minimum height needed into the false ceiling: 25 cm.
- **Screen housing available in different colours (optional)**



## DIMENSIONS measures in cm

4:3 Ratio Viewing area (WxH)	16:10 Ratio Viewing area (WxH)	16:9 Ratio Viewing area (WxH)	Overall dimensions A - C	Approx. net weight (Kg)
160 x 120	160 x 100	160 x 90	211 - 174	39
180 x 135	180 x 112	180 x 101	231 - 194	41
200 x 150	200 x 125	200 x 112	251 - 214	44
220 x 165	220 x 137	220 x 124	271 - 234	47
250 x 190	250 x 156	250 x 140	301 - 264	52
300 x 225	300 x 187	300 x 169	351 - 314	59
350 x 265	350 x 219	350 x 197	401 - 364	66
400 x 300	400 x 250	400 x 225	451 - 414	73

## PROJECTION CLOTHS

Front projection surfaces	Gain		
White	1.2		
Matte White	1.2		
Lumi Grey	0.8		
Microperforated	1.1		
Lumi Grey Microperforated	0.8		
Cinesound*	0.7		
Pure KS	1.1		
Pure Matte KS	1.1		
Bright Contrast 3D 0.8*	0.8		
Fibre Matte*	1.25		

**Warranty:** 5 years on the motor - 24 months on the other components

\*Limited in height

The measures in the drawings are expressed in millimetres.





**RAFFAELLO TENSIONED** is a new electric projection screen developed by ScreenInt and as all the other ScreenInt products is totally manufactured in Italy.

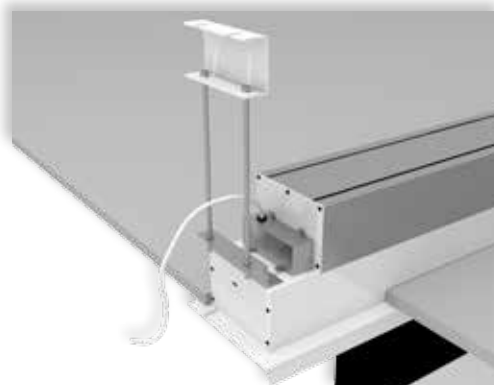
The screen has an innovative mechanical construction which makes it an ideal and unique solution for in-ceiling installations both in residential and AV professional environments.

Its peculiarity is that, **once mounted inside the false ceiling, the product is completely hidden** and no visible openings can be seen.

The mechanism is composed by two silent and fast motors, one for the opening of the trap door and the other for rolling down of the projection screen.

Raffaello Tensioned has sides in hour glass shape that together with the tensioning system assure a perfect flatness to the projection surface.

**IMPORTANT:** The structure allows substitution of the projection surface rolling pipe without the need to uninstall the product completely.



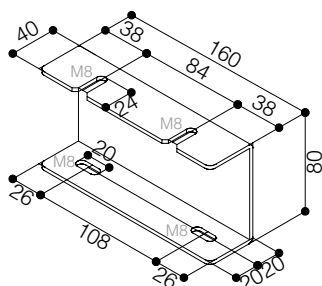
**LEFT SIDE VIEW (motor side)**

Available in 4:3, 16:9 and 16:10 formats or **bespoke sizes**.

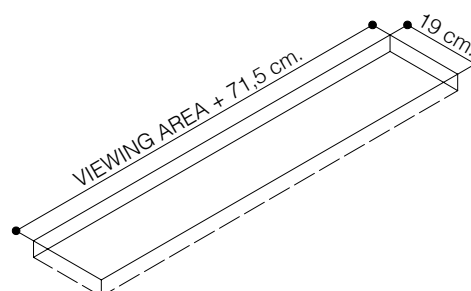
n.2 Ceiling mounting brackets	n.1 On/off switcher	Kit RF Remote control with external receiver	Interface switch 12 volt	Low voltage contact interface	Multiple control interface set	Interface RS485
<b>INCLUDED</b>		<b>OPTIONAL</b> pag 70-71				



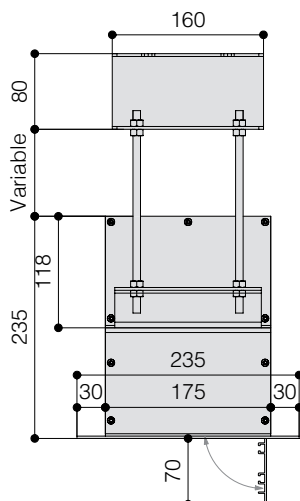
## CEILING BRACKET



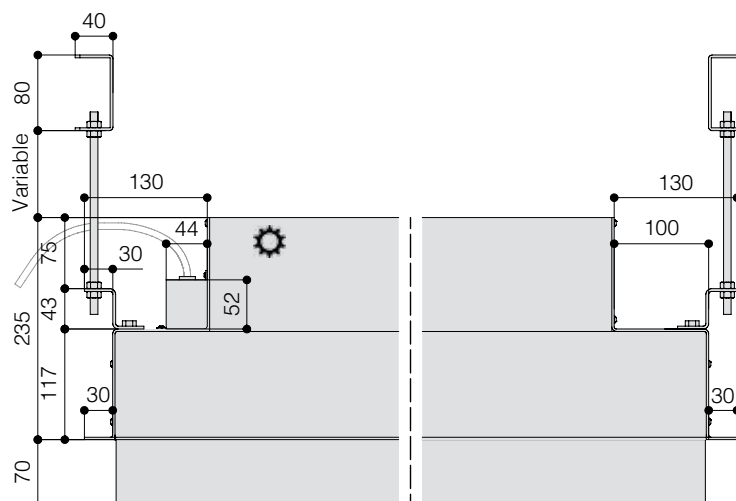
## DIMENSIONS OF THE HOLE TO BE MADE IN THE FALSE CEILING



## HOUSING SIDE VIEW

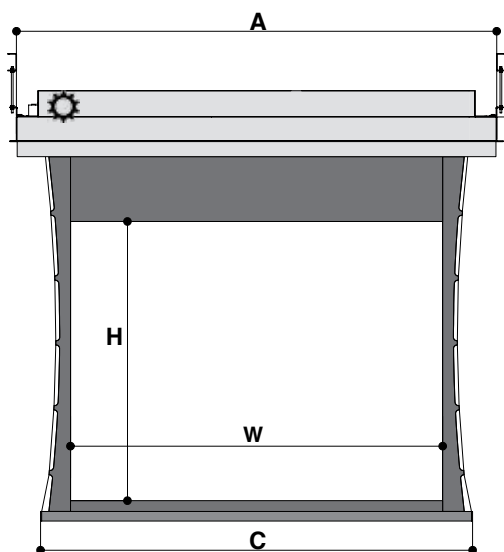


## HOUSING FRONT VIEW



## TECHNICAL SPECIFICATIONS

- Silent motor system provides a smooth and quiet operation
  - Power: **9 Nm**
  - Speed: **26 rpm**
  - Power supply: **230V / 50 Hz**
  - Consumption: **184 W**
  - Certification: **IMQ**
- In-ceiling housing manufactured from aluminium
- Lower part of the housing, trap door and bezel sprayed with white epoxy powders (RAL 9010)
- Black dowel bar: height 44 mm. - depth 17 mm.
- Two ceiling mounting brackets with four threaded rods 100 cm. long included
- On/Off switcher included
- **Motorized trap door** included
- Screen standard supplied with **cloth dropping down from the front** side of the housing
- Flame - retardant projection surfaces
- Side black borders of 5 cm. width (in the narrowest point), black bottom border of 5 cm. and black top drop of 30 cm.
- Hour-shape glass tensioning system to provide perfect flatness
- Minimum height needed into the false ceiling: 25 cm.
- **Screen housing available in different colours (optional)**



## DIMENSIONS measures in cm

4:3 Ratio Viewing area (WxH)	16:10 Ratio Viewing area (WxH)	16:9 Ratio Viewing area (WxH)	Overall dimensions A - C	Approx. net weight (Kg)
160 x 120	160 x 100	160 x 90	230,5 - 194	42
180 x 135	180 x 112	180 x 101	250,5 - 214	44
200 x 150	200 x 125	200 x 112	270,5 - 234	47
220 x 165	220 x 137	220 x 124	290,5 - 254	50
250 x 190	250 x 156	250 x 140	320,5 - 284	55
300 x 225	300 x 187	300 x 169	370,5 - 334	62
350 x 265	350 x 219	350 x 197	420,5 - 384	69

## PROJECTION CLOTHS


Front projection surfaces	Gain	Rear projection surfaces <i>**no black borders**</i>	Gain
White	1.2	Rear Plus	1.1
Matte White	1.2	Front Rear	0.9
Lumi Grey	0.8		
Microperforated	1.1		
Lumi Grey Microperforated	0.8		
Cinesound*	0.7		
Pure KS	1.1		
Pure Matte KS	1.1		
Silver Blast*	1.3		
Bright Contrast 3D 0.8*	0.8		

**Warranty:** 5 years on the motor - 24 months on the other components

\*Limited in height

The measures in the drawings are expressed in millimetres.





**TIZIANO PROFESSIONAL** has been developed with a stunning Italian design which makes it the ideal solution for high-end installations both for residential and professional environments.

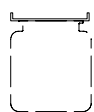
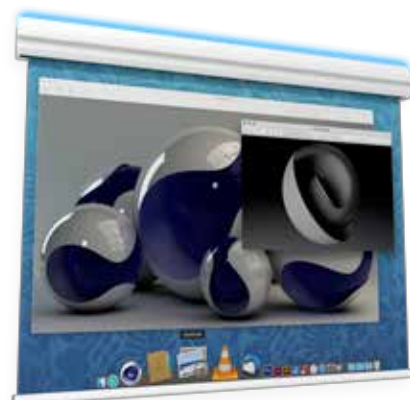
If you are looking for a **refined Italian design** and excellent reliability the TIZIANO is the perfect solution. Extremely easy install, invisible mounting brackets and power cable are essential features of this exclusive product.

The aluminium housing has been designed with elegance in mind and is available in a wide range of different colours, enabling you to customise the finished screen to meet your customers' requirements.

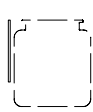
Available in 1:1, 4:3, 16:9 and 16:10 formats or **bespoke sizes**.

**Led lights for the housing**

Available colours: white, blue, green, red  
(*optional*)



Ceiling mounting brackets



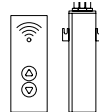
Wall mounting brackets



n.1 On/off switcher



Extremely quiet motor



Kit RF Remote control with external receiver



Interface switch 12 volt



Low voltage contact interface



Multiple control interface set



Interface RS485



Nm 9 Rpm 26

Faster motor

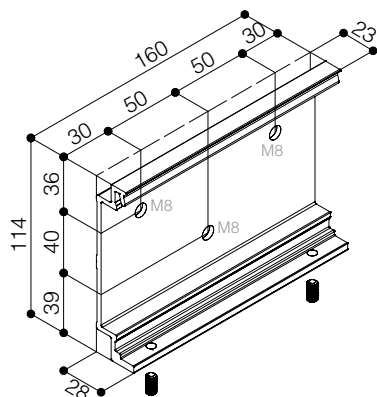
**INCLUDED**

**OPTIONAL** pag 70-71

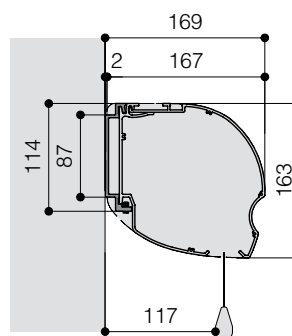




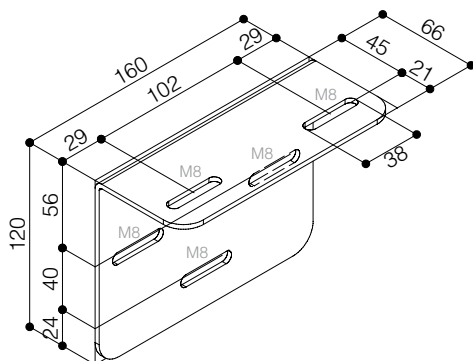
## WALL MOUNTING BRACKET



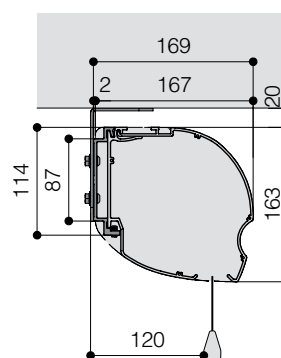
## WALL MOUNTING



## CEILING MOUNTING BRACKET

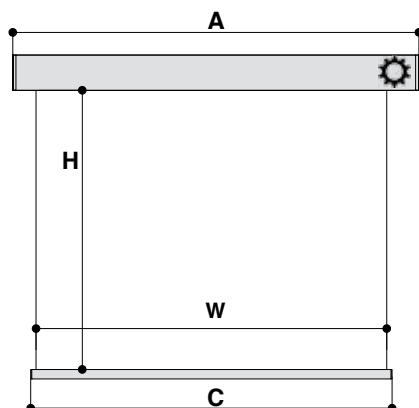


## CEILING MOUNTING



## TECHNICAL SPECIFICATIONS

- Silent motor system provides a smooth and quiet operation
  - Power: **7 Nm**
  - Speed: **18 rpm**
  - Power supply: **230V / 50 Hz**
  - Consumption: **120 W**
  - Certification: **IMQ**
- Totally manufactured with aluminium housing and steel side plates
- Housing dimensions: 167x163 mm. (DxH)
- Housing painted with white epoxy powders (RAL 9016)
- White dowel bar: height 35 mm. - depth 20 mm.
- Wall mounting brackets and on/off switcher included
- Ceiling mounting brackets included
- **Extremely quiet motor** included
- Flame - retardant projection surfaces
- Cloth drops down from the **front side** of the housing at 12,5 cm. from the wall
- Side black borders of 5 cm. and black dowel bar *(optional)*
- **Screen housing available in different colours** *(optional)*



DIMENSIONS <small>measures in cm</small>					
1:1 Ratio Viewing area (WxH)	4:3 Ratio Viewing area (WxH)	16:10 Ratio Viewing area (WxH)	16:9 Ratio Viewing area (WxH)	Overall dimensions A - C	Approx. net weight (Kg)
160 x 160	160 x 120	160 x 100	160 x 90	171 - 164	18
180 x 180	180 x 135	180 x 112	180 x 101	191 - 184	20
200 x 200	200 x 150	200 x 125	200 x 112	211 - 204	21
220 x 220	220 x 165	220 x 137	220 x 124	231 - 224	23
250 x 250	250 x 190	250 x 156	250 x 140	261 - 254	25
300 x 300	300 x 225	300 x 187	300 x 169	311 - 304	29
350 x 350	350 x 265	350 x 219	350 x 197	361 - 354	33
400 x 400	400 x 300	400 x 250	400 x 225	411 - 404	37

PROJECTION CLOTHS			
Front projection surfaces	Gain	Rear projection surfaces <i>**no black borders**</i>	Gain
White	1.2	Rear Plus	1.1
Matte White	1.2	Front Rear	0.9
Microperforated	1.1		
Lumi Grey Microperforated	0.8		
Pure KS	1.1		
Pure Matte KS	1.1		
Bright Contrast 3D 0.8*	0.8		
Fibre Matte*	1.25		
Green Screen			

\*Limited in height

**Warranty:** 5 years on the motor - 24 months on the other components





**TIZIANO HOME CINEMA** has been developed with a stunning Italian design which makes it the ideal solution for high-end installations both for residential and professional environments.

If you are looking for a **refined Italian design** and excellent reliability the Tiziano is the perfect solution. Extremely easy install, invisible mounting brackets and power cable are essential features of this exclusive product.

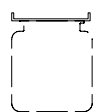
The aluminium housing has been designed with elegance in mind and is available in a wide range of different colours, enabling you to customise the finished screen to meet your customers' requirements.

Tiziano home cinema is supplied with black side borders and a 30 cm. black top drop.

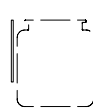
Available in 4:3, 16:9 and 16:10 formats or **bespoke sizes**.

**Led lights for the housing**

Available colours: white, blue, green, red  
(*optional*)



Ceiling mounting brackets



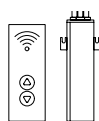
Wall mounting brackets



n.1 On/off switcher



Extremely quiet motor



Kit RF Remote control with external receiver



Interface switch 12 volt



Low voltage contact interface



Multiple control interface set



Interface RS485



Nm 9 Rpm 26

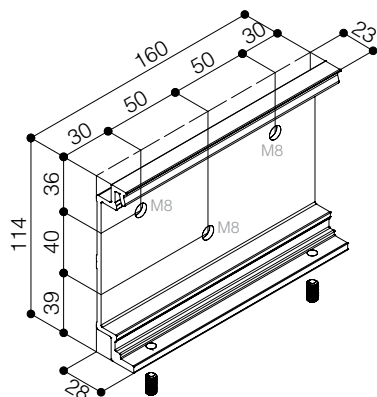
Faster motor

**INCLUDED**

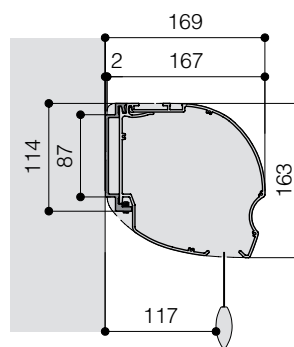
**OPTIONAL** pag 70-71



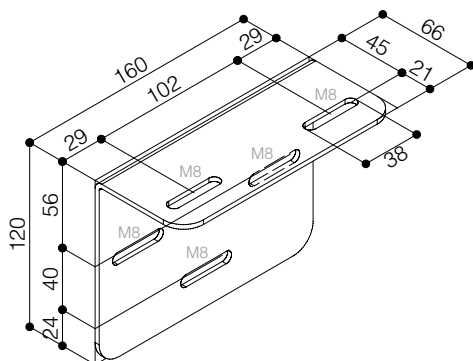
## WALL MOUNTING BRACKET



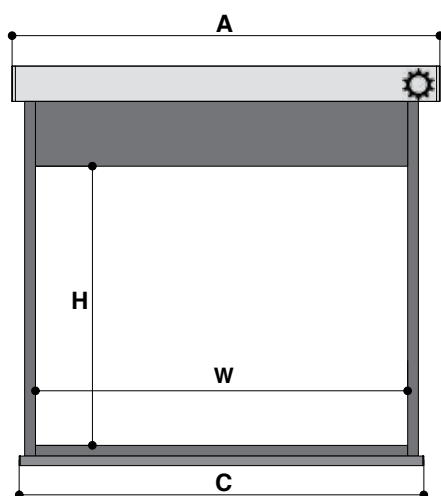
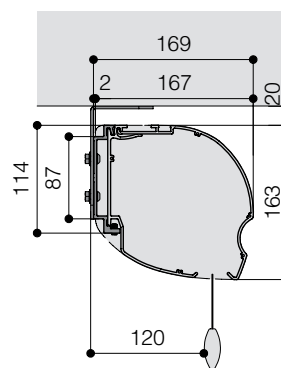
## WALL MOUNTING



## CEILING MOUNTING BRACKET



## CEILING MOUNTING



## TECHNICAL SPECIFICATIONS

- Silent motor system provides a smooth and quiet operation
  - Power: **7 Nm**
  - Speed: **18 rpm**
  - Power supply: **230V / 50 Hz**
  - Consumption: **120 W**
  - Certification: **IMQ**
- Totally manufactured with aluminium housing and steel side plates
- Housing dimensions: 167x163 mm. (DxH)
- Housing painted with white epoxy powders (RAL 9016)
- Wall mounting brackets and on/off switcher included
- Ceiling mounting brackets included
- **Extremely quiet motor** included
- Flame - retardant projection surfaces
- Cloth drops down from **the front** side of the housing at 12,5 cm. from the wall
- Side black borders of 5 cm., bottom black border of 5 cm., black top drop of 30 cm. and black dowel bar: height 44 mm. - depth 17 mm.
- **Screen housing available in different colours** (optional)

## DIMENSIONS measures in cm

4:3 Ratio Viewing area (WxH)	16:10 Ratio Viewing area (WxH)	16:9 Ratio Viewing area (WxH)	Overall dimensions A - C	Approx. net weight (Kg)
160 x 120	160 x 100	160 x 90	181 - 174	18
180 x 135	180 x 112	180 x 101	201 - 194	20
200 x 150	200 x 125	200 x 112	221 - 214	21
220 x 165	220 x 137	220 x 124	241 - 234	23
250 x 190	250 x 156	250 x 140	271 - 264	25
300 x 225	300 x 187	300 x 169	321 - 314	29
350 x 265	350 x 219	350 x 197	371 - 364	33
400 x 300	400 x 250	400 x 225	421 - 414	37

## PROJECTION CLOTHS

Front projection surfaces	Gain		
White	1.2		
Matte White	1.2		
Lumi Grey	0.8		
Microperforated	1.1		
Lumi Grey Microperforated	0.8		
Cinesound*	0.7		
Pure KS	1.1		
Pure Matte KS	1.1		
Bright Contrast 3D 0.8*	0.8		
Fibre Matte*	1.25		

\*Limited in height

**Warranty:** 5 years on the motor - 24 months on the other components





**TIZIANO TENSIONED** has been developed with a stunning Italian design which makes it the ideal solution for high-end installations both for residential and professional environments.

If you are looking for a **refined Italian design** and excellent reliability the Tiziano is the perfect solution. Extremely easy install, invisible mounting brackets and power cable are essential features of this exclusive product.

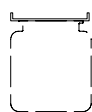
The aluminium housing has been designed with elegance in mind and is available in a wide range of different colours, enabling you to customise the finished screen to meet your customers' requirements.

The "Flagship" model of electrical projection screen is the Tiziano tensioned. The tensioning mechanism assures the screen an absolutely perfect flatness of the projection surface, avoiding possible edge curling and a distortion of the image.

Available in 4:3, 16:9 and 16:10 formats or **bespoke sizes**.

**Led lights for the housing**

Available colours: white, blue, green, red  
(*optional*)



Ceiling mounting brackets



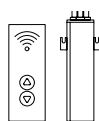
Wall mounting brackets



n.1 On/off switcher



Extremely quiet motor



Kit RF Remote control with external receiver



Interface switch 12 volt



Low voltage contact interface



Multiple control interface set



Interface RS485



Nm 9 Rpm 26

Faster motor

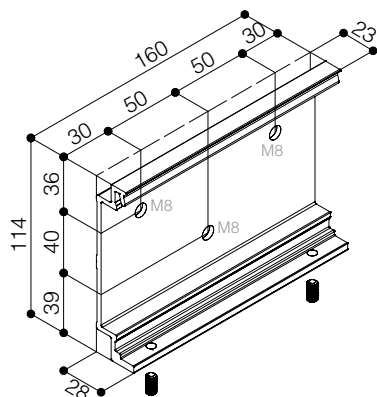
**INCLUDED**

**OPTIONAL** pag 70-71

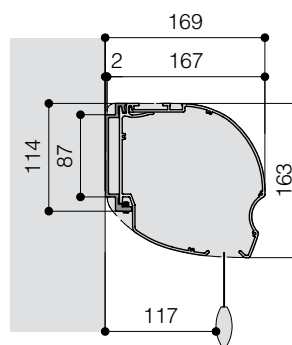




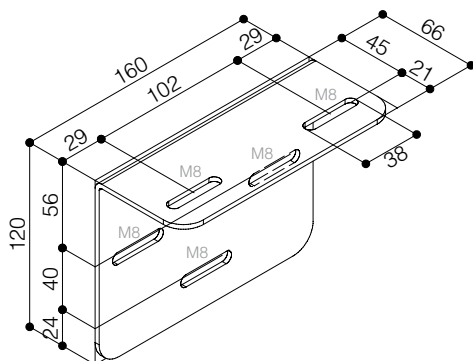
## WALL MOUNTING BRACKET



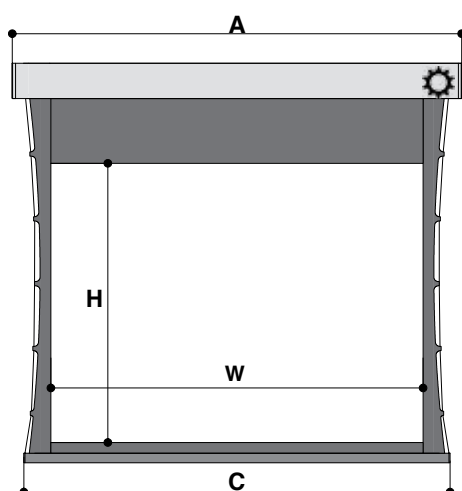
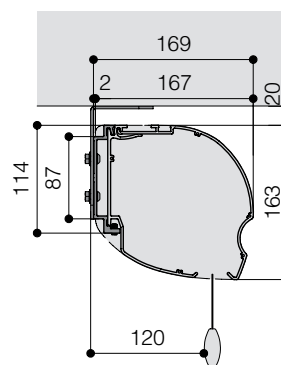
## WALL MOUNTING



## CEILING MOUNTING BRACKET



## CEILING MOUNTING



## TECHNICAL SPECIFICATIONS

- Silent motor system provides a smooth and quiet operation
  - Power: **7 Nm**
  - Speed: **18 rpm**
  - Power supply: **230V / 50 Hz**
  - Consumption: **120 W**
  - Certification: **IMQ**
- Totally manufactured with aluminium housing and steel side plates
- Housing dimensions: 167x163 mm. (DxH)
- Housing painted with white epoxy powders (RAL 9016)
- Wall mounting brackets and on/off switcher included
- Ceiling mounting brackets included
- **Extremely quiet motor** included
- Flame - retardant projection surfaces
- Side black borders of 5 cm. (in the narrowest point), black bottom border of 5 cm., black top drop of 30 cm. and black dowel bar: height 44 mm. - depth 17 mm.
- Hour-shape glass tensioning system to provide perfect flatness
- Cloth drops down from **the front** side of the housing at 12,5 cm. from the wall
- **Screen housing available in different colours** (optional)

**DIMENSIONS** measures in cm

DIMENSIONS <small>measures in cm</small>				
4:3 Ratio Viewing area (WxH)	16:10 Ratio Viewing area (WxH)	16:9 Ratio Viewing area (WxH)	Overall dimensions A - C	Approx. net weight (Kg)
160 x 120	160 x 100	160 x 90	200 - 193	20
180 x 135	180 x 112	180 x 101	220 - 213	23
200 x 150	200 x 125	200 x 112	240 - 233	24
220 x 165	220 x 137	220 x 124	260 - 253	27
250 x 190	250 x 156	250 x 140	290 - 283	31
300 x 225	300 x 187	300 x 169	340 - 333	38
350 x 265	350 x 219	350 x 197	390 - 383	44
400 x 300	400 x 250	400 x 225	440 - 433	50

## PROJECTION CLOTHS

PROJECTION CLOTHS			
Front projection surfaces	Gain	Rear projection surfaces <i>**no black borders**</i>	Gain
White	1.2	Rear Plus	1.1
Matte White	1.2	Front Rear	0.9
Lumi Grey	0.8		
Microperforated	1.1		
Lumi Grey Microperforated	0.8		
Cinesound*	0.7		
Pure KS	1.1		
Pure Matte KS	1.1		
Silver Blast*	1.3		
Bright Contrast 3D 0.8*	0.8		

\*Limited in height

**Warranty:** 5 years on the motor - 24 months on the other components



**ENGINEERED** LIKE NO OTHER **SCREEN** IN THE WORLD  
[www.screenint.com](http://www.screenint.com)



**DOUBLE FORMAT  
HOME CINEMA**



**DOUBLE FORMAT  
TENSIONED**

The brand new **DOUBLE FORMAT** developed by ScreenInt® has an innovative smart design housing which allows to reduce the needed space in the depth.

The philosophy of this product is to offer the possibility to have two projections screens in a single housing.

Due to this feature, it is possible to choose two different projections surfaces and each with a different video format, specifically for the required application.

The two available versions are:


- **Home Cinema** supplied with black side borders and black top drop of 30 cm. (customizable)
- **Tensioned** supplied with black tensioned side borders and black top drop of 30 cm. (customizable)

This screen can also be used to project on it simultaneously from the two opposite sides with two separate projectors, inside a room where spectators are watching the screen both from the front and from the rear side.

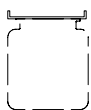
For this use, the second cloth will be reversed wound.

*Available in all video formats and **bespoke sizes**.*

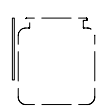
**WALL MOUNTING  
BRACKET**



**CEILING MOUNTING  
BRACKET**



Ceiling  
mounting  
brackets



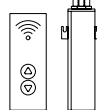
Wall mounting  
brackets



n.2  
On/off  
switcher



Extremely  
quiet motor



Kit RF Remote  
control with  
external  
receiver



Interface  
switch 12 volt



Low voltage  
contact  
interface



Interface  
RS485



Nm 9  
Rpm 26

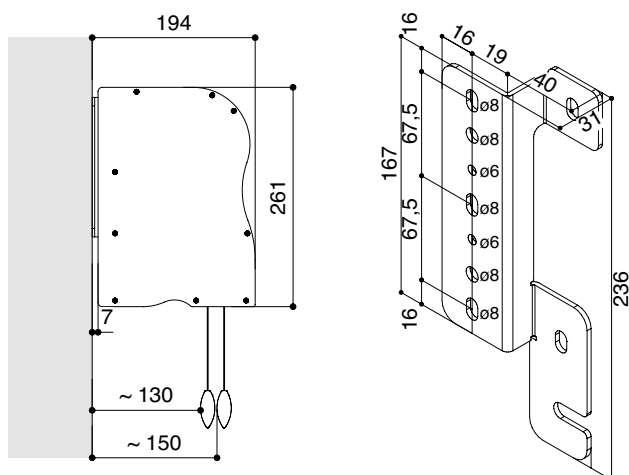
Faster  
motor

**INCLUDED**

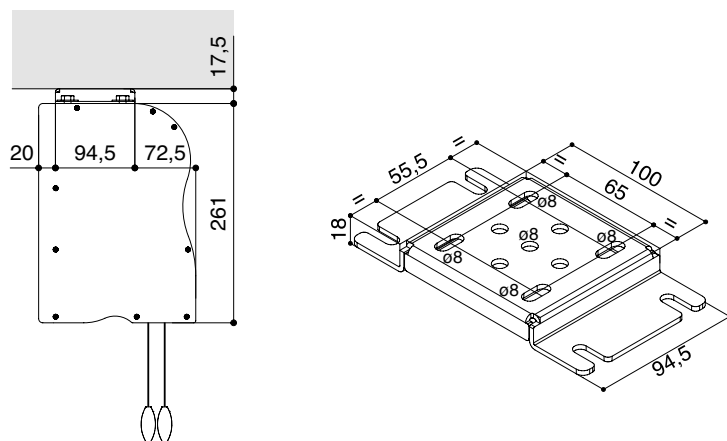
**OPTIONAL** pag 70-71



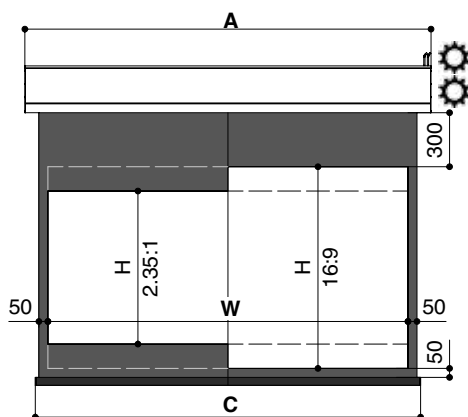
### WALL MOUNTING



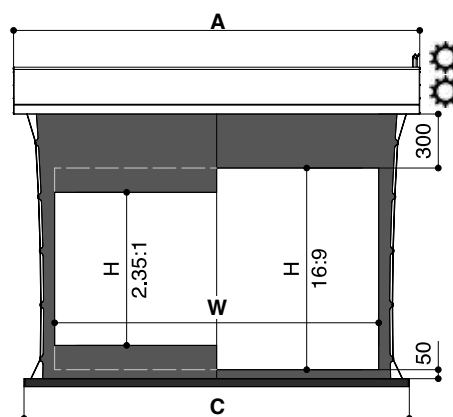
### CEILING MOUNTING



### DOUBLE FORMAT HOME CINEMA



### DOUBLE FORMAT TENSIONED



### TECHNICAL SPECIFICATIONS

- Silent motor system provides a smooth and quiet operation
  - Power: **7 Nm**
  - Speed: **18 rpm**
  - Power supply: **230V / 50 Hz**
  - Consumption: **120 W**
  - Certification: **IMQ**
- Housing dimensions: 194x261 mm. (DxH)
- Housing painted with white epoxy powders (RAL 9010)
- Mounting brackets for ceiling and for wall included
- Two on/off switchers included
- Power cables located at the **right** side of the screen housing seen from the front.
- Flame-retardant projection surfaces
- **Home Cinema version:** black side borders of 5 cm., black top drop from 30 cm. on, black bottom border of 5 cm. and black dowel bar: height 44 mm.- depth 17 mm.
- **Tensioned version:** black tensioned side borders of 5 cm (in the narrowest point), black top drop from 30 cm. on, black bottom border of 5 cm. and black dowel bar: height 44 mm.- depth 17 mm.
- **Housing available in different colours (optional)**

### DIMENSIONS measures in cm

16:9 Ratio Viewing area (WxH)	2.35:1 Ratio Viewing area (WxH)	Overall dimensions A - C HOME CINEMA	Approx. net weight (Kg) HOME CINEMA	Overall dimensions A - C TENSIONED	Approx. net weight (Kg) TENSIONED
160 x 90	160 x 68	191 - 174	38	210 - 193	41
180 x 101	180 x 77	211 - 194	41	230 - 213	44
200 x 112	200 x 85	231 - 214	44	250 - 233	47
220 x 124	220 x 94	251 - 234	48	270 - 253	50
250 x 140	250 x 106	281 - 264	53	300 - 283	55
270 x 152	270 x 115	301 - 284	56	320 - 303	59
300 x 169	300 x 128	331 - 314	61	350 - 333	64
350 x 190	350 x 149	381 - 364	59	400 - 383	72
400 x 225	400 x 170	431 - 414	78	450 - 433	81

### PROJECTION CLOTHS

DOUBLE FORMAT HOME CINEMA	Gain	DOUBLE FORMAT TENSIONED	Gain
Matte White	1.2	Matte White	1.2
Pure KS	1.1	Pure KS	1.1
Pure Matte KS	1.1	Pure Matte KS	1.1
Lumi Grey	0.8	Lumi Grey	0.8
Microperforated	1.1	Microperforated	1.1
Lumi Grey Microperforated	0.8	Lumi Grey Microperforated	0.8
Cinesound*	0.7	Cinesound*	0.7
Bright Contrast 3D 0.8*	0.8	Bright Contrast 3D 0.8*	0.8
Fibre Matte*	1.25	Silver Blast*	1.3

\*Limited in height

Warranty: 5 years on the motor - 24 months on the other components

ENGINEERED LIKE NO OTHER SCREEN IN THE WORLD  
[www.screenint.com](http://www.screenint.com)





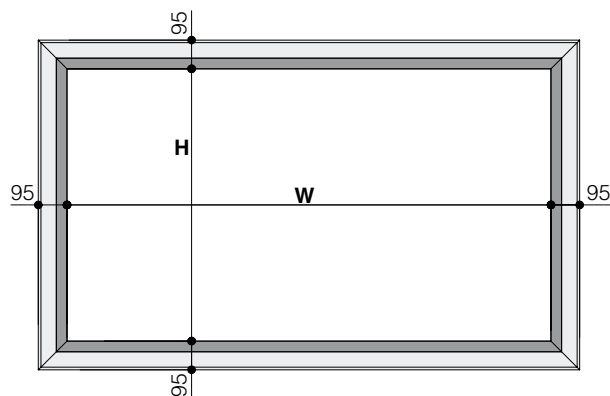
**CANALETTO ELASTIC** is the newest exclusive design aluminium frame screen developed by ScreenInt R&D.

The product is a unique innovative combination of a velvet finishing and a black aluminium frame. Once Canaletto Elastic is wall mounted, brackets are completely hidden, so it seems to **fly in the air**.

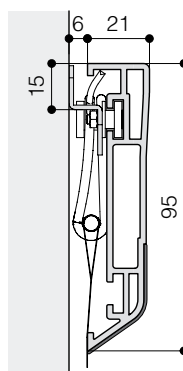
Available in 1:1, 4:3, 16:9 and 16:10 ratios and **bespoke sizes**.

## TECHNICAL SPECIFICATIONS

- Frame dimensions: 95x21 mm. (WxD)
- Aluminium frame painted with dull black epoxy powders (RAL 9005) and partially covered with black velvet
- Total frame depth including wall mounting brackets: 27 mm.
- Completely hidden wall mounting brackets on upper and lower frame for SAFE installation
- Full aluminium corners cut at 45°
- Easy and quick fixing of the projection surface with galvanized rods and rubber bands
- Available with 4K, 3D and 2D projection fabrics
- Flame retardant projection surfaces



## PROFILE



## DIMENSIONS measures in cm

1:1 Ratio Viewing area (WxH)	4:3 Ratio Viewing area (WxH)	16:10 Ratio Viewing area (WxH)	16:9 Ratio Viewing area (WxH)	Approx. net weight (Kg)
160 x 160	160 x 120	160 x 100	160 x 90	11
180 x 180	180 x 135	180 x 112	180 x 101	13
200 x 200	200 x 150	200 x 125	200 x 112	15
220 x 220	220 x 165	220 x 137	220 x 124	16
250 x 250	250 x 190	250 x 156	250 x 140	19
300 x 300	300 x 225	300 x 187	300 x 169	23
-	350 x 265	350 x 219	350 x 197	27
-	400 x 300	400 x 250	400 x 225	31

## PROJECTION CLOTHS

Front projection surfaces	Gain	Rear projection surfaces	Gain
White	1.2	Rear Plus	1.1
HD Performer	1.3	Rear Lux R114	2.5
Lumi Grey	0.8	Front Rear	0.9
Cinesound*	0.7		
Microperforated	1.1		
Lumi Grey Microperforated	0.8		
Foldaway*	1.5		
Fibre Matte*	1.25		
Pure KS	1.1		
Pure Matte KS	1.1		
Silver Blast*	1.3		
Bright Contrast 3D 0.8*	0.8		
Oyster* (ALR)	0.8		

\*Limited in height

Warranty: 24 months

ENGINEERED LIKE NO OTHER SCREEN IN THE WORLD  
www.screenint.com





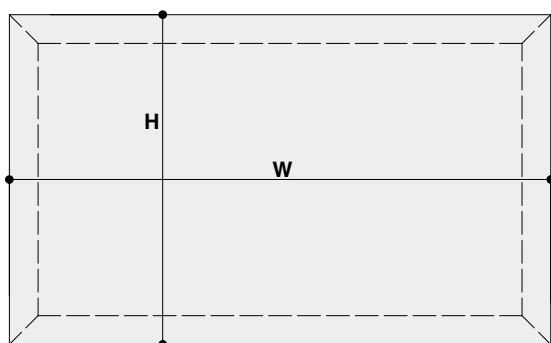


**CANALETTO WRAP AROUND** is an excellent design solution for fix installations in professional, corporate and Home Cinema environments. Canaletto Wrap Around is an **edge less frame screen** that allows to achieve a perfect, smart and design look, combining the best high quality projection fabrics with the most demanding design needs.


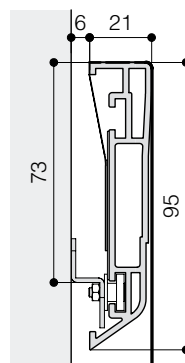
Available in 1:1, 4:3, 16:9 and 16:10 ratios or **bespoke sizes**.

## TECHNICAL SPECIFICATIONS

- Smart and neat finishing of the wrap **around corners**
- Outside frame screen dimension is the same as the viewing area
- Edges are 90° in all directions – full squareness
- Total frame depth including wall mounting brackets: 27 mm.
- Wall mounting brackets on upper and lower frame for SAFE installation
- Fixing brackets are NOT VISIBLE with wall mounted screen
- Innovative easy and quick fixing of the projection surface to the rear side of the frame with Velcro strip
- Available with 3D and 2D projection fabrics
- Flame retardant projection surfaces



## PROFILE



The measures in the drawings are expressed in millimetres.

DIMENSIONS measures in cm				
1:1 Ratio Viewing area (WxH)	4:3 Ratio Viewing area (WxH)	16:10 Ratio Viewing area (WxH)	16:9 Ratio Viewing area (WxH)	Approx. net weight (Kg)
160 x 160	160 x 120	160 x 100	160 x 90	11
180 x 180	180 x 135	180 x 112	180 x 101	13
200 x 200	200 x 150	200 x 125	200 x 112	15
220 x 220	220 x 165	220 x 137	220 x 124	16
250 x 250	250 x 190	250 x 156	250 x 140	19
300 x 300	300 x 225	300 x 187	300 x 169	23
-	350 x 265	350 x 219	350 x 197	27
-	400 x 300	400 x 250	400 x 225	31

PROJECTION CLOTHS			
Front projection surfaces	Gain		
White	1.2		
Lumi Grey	0.8		
Microperforated	1.1		
Lumi Grey Microperforated	0.8		
Foldaway*	1.5		
Pure KS	1.1		
Pure Matte KS	1.1		
Silver Blast*	1.3		
Bright Contrast 3D 0.8*	0.8		
Green Screen			

\*Limited in height

Warranty: 24 months





**GLANCE OF THE BEZEL**  
Covered with velvet  
**only 14 mm**

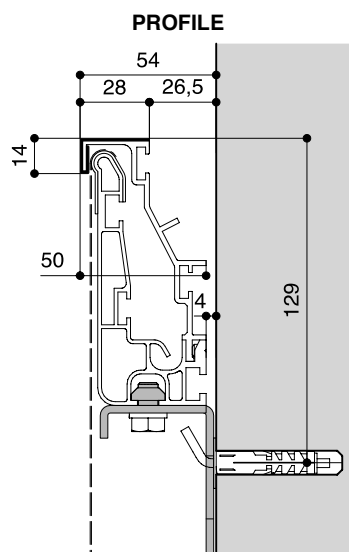
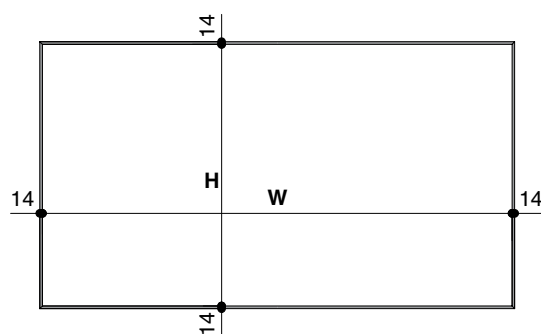
**LEONARDO RF14** is a ScreenInt® innovative frame screen. The unique feature of this product is an **extremely thin bezel** covered with velvet that aims to satisfy the most demanding requirements in terms of design and aesthetics.

This bezel will be all around only 14 mm. high and even with such a small bezel, the projection surface will be fixed with the ScreenInt® exclusive elastic system, which guarantees a perfect flatness of the cloth.

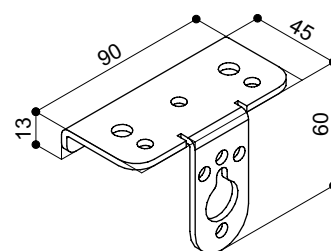
Available in 4:3, 16:10, 16:9, 21:9 and 2,39:1 ratios or **bespoke sizes**.

### TECHNICAL SPECIFICATIONS

- Frame dimensions: 14x50 mm. (WxD)
- Raw aluminium frame covered with black velvet
- **No visible brackets** are included in order to fix the screen to the wall
- Projection surface anchoring system with galvanized rods and rubber bands
- Flame-retardant projection surfaces



### WALL BRACKET



### DIMENSIONS measures in cm

Ratio 4:3 Dimensions (WxH)	Ratio 16:10 Dimensions (WxH)	Ratio 16:9 Dimensions (WxH)	Ratio 21:9 Dimensions (WxH)	Ratio 2,39:1 Dimensions (WxH)	Approx. net weight (Kg)
160 x 120	160 x 100	160 x 90	160 x 69	160 x 67	16
180 x 135	180 x 112	180 x 101	180 x 77	180 x 75	18
200 x 150	200 x 125	200 x 112	200 x 86	200 x 84	19
220 x 165	220 x 137	220 x 124	220 x 94	220 x 92	21
250 x 190	250 x 156	250 x 140	250 x 107	250 x 105	24
300 x 225	300 x 187	300 x 169	300 x 128	300 x 125	28
350 x 265	350 x 219	350 x 197	350 x 150	350 x 146	33
400 x 300	400 x 250	400 x 225	400 x 171	400 x 167	37

### PROJECTION SURFACES


Front projection surfaces	Gain
White	1.2
HD Performer	1.3
Pure KS	1.1
Pure Matte KS	1.1
Microperforated	1.1
Lumi Grey Microperforated	0.8
Lumi Grey	0.8
Bright Contrast 3D 0.8*	0.8
Silver Blast*	1.3

\*Limited in height

**Warranty:** 24 months

**ENGINEERED LIKE NO OTHER SCREEN IN THE WORLD**  
[www.screenint.com](http://www.screenint.com)





**GLANCE OF THE BEZEL**  
Covered with velvet  
**37 mm**

**LEONARDO FR 37** is the latest upgrade among the fixed frame ScreenInt® screens.

The frame is covered with black velvet finishing and it is 37 mm. wide; this allows the perfect match with Oyster surface, the prestigious cloth for the highest contrast together with ALR (Ambient Light Rejection) features.

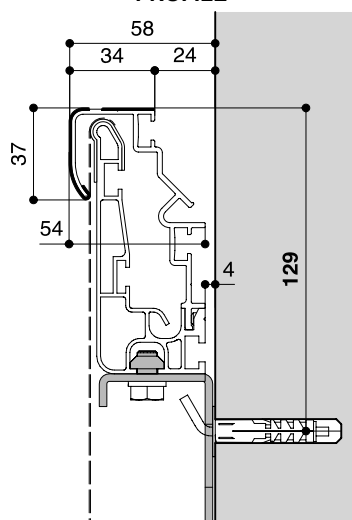
The exclusive ScreenInt® elastic anchoring system assures a perfect and flat tensioning of the cloth to the frame. The final result will be astonishing!

Available in 4:3, 16:10, 16:9, 21:9 and 2,39:1 ratios or **bespoke sizes**.

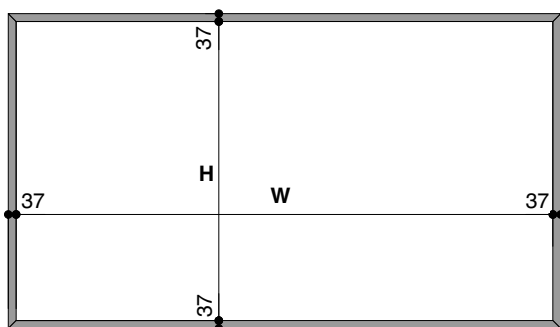
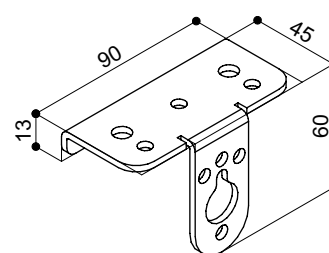
### TECHNICAL SPECIFICATIONS

- Frame dimensions: 37x54 mm. (WxD)
- Raw aluminium frame covered with black velvet
- **No visible brackets** are included in order to fix the screen to the wall
- Projection surface anchoring system with galvanized rods and rubber bands
- In case of Oyster surface: anchoring system with metal eyelets and rubber bands
- Flame-retardant projection surfaces

### PROFILE



### WALL BRACKET



### DIMENSIONS measures in cm

Ratio 4:3 Dimensions (WxH)	Ratio 16:10 Dimensions (WxH)	Ratio 16:9 Dimensions (WxH)	Ratio 21:9 Dimensions (WxH)	Ratio 2,39:1 Dimensions (WxH)	Approx. net weight (Kg)
160 x 120	160 x 100	160 x 90	160 x 69	160 x 67	16
180 x 135	180 x 112	180 x 101	180 x 77	180 x 75	18
200 x 150	200 x 125	200 x 112	200 x 86	200 x 84	19
220 x 165	220 x 137	220 x 124	220 x 94	220 x 92	21
250 x 190	250 x 156	250 x 140	250 x 107	250 x 105	24
300 x 225	300 x 187	300 x 169	300 x 128	300 x 125	28
350 x 265	350 x 219	350 x 197	350 x 150	350 x 146	33
400 x 300	400 x 250	400 x 225	400 x 171	400 x 167	37

### PROJECTION SURFACES

Front projection surfaces	Gain
White	1.2
HD Performer	1.3
Pure KS	1.1
Pure Matte KS	1.1
Microperforated	1.1
Lumi Grey Microperforated	0.8
Lumi Grey	0.8
Bright Contrast 3D 0.8*	0.8
Oyster (ALR)*	0.8
Silver Blast*	1.3

\*Limited in height

**Warranty:** 24 months





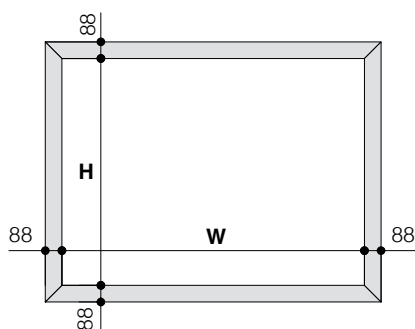
**MODIGLIANI** is an aluminium rounded frame screen for Home Theatre and Professional applications available with black powder coating. Once Modigliani is fixed to the wall, the elegant rounded frame seems to float in the air.

**MODIGLIANI VELVET** is also available with velvet finishing on the frame.

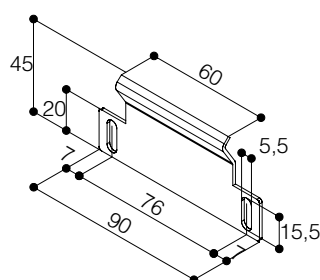
Available in 4:3, 16:9 and 16:10 ratios or **bespoke sizes**.

## TECHNICAL SPECIFICATIONS

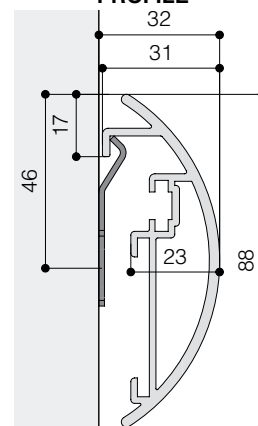
- Frame dimensions: 88x31 mm. (WxD)
- Aluminium frame painted with dull black epoxy powders (RAL 9005)
- No visible brackets are needed to fix the screen to the wall: at the rear side of the frame an aluminium profile allows to hang it directly to the wall bracket
- Cloth can be easily and quickly fixed to the rear side of the frame with galvanized rods and rubber bands.
- Flame-retardant projection surfaces



## WALL BRACKET



## PROFILE



## DIMENSIONS measures in cm

4:3 Ratio Viewing area (WxH)	16:10 Ratio Viewing area (WxH)	16:9 Ratio Viewing area (WxH)	Approx. net weight (Kg)
160 x 120	160 x 100	160 x 90	12
180 x 135	180 x 112	180 x 101	14
200 x 150	200 x 125	200 x 112	16
220 x 165	220 x 137	220 x 124	17
250 x 190	250 x 156	250 x 140	19
300 x 225	300 x 187	300 x 169	23

## PROJECTION CLOTHS

Front projection surfaces	Gain	Front projection surfaces	Gain
White	1.2	Fibre Matte*	1.25
HD Performer	1.3	Pure KS	1.1
Foldaway*	1.5	Pure Matte KS	1.1
Lumi Grey	0.8	Silver Blast*	1.3
Cinesound	0.7	Bright Contrast 3D 0.8*	0.8
Microperforated	1.1	Oyster* (ALR)	0.8
Lumi Grey Microperforated	0.8	Green Screen	

\*Limited in height

Warranty: 24 months

ENGINEERED LIKE NO OTHER SCREEN IN THE WORLD  
www.screenint.com







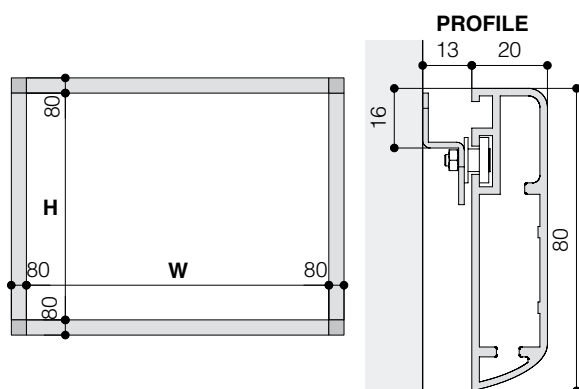
**FLOORSTANDS**  
for **FLAT ELASTIC**  
(optional)

**FLAT ELASTIC** are the right solutions for the installer who needs a frame screen either for rear or for front projection. They bring together high quality standards with a good versatility.

Available 1:1, 4:3, 16:9 and 16:10 formats or **bespoke sizes**.

## TECHNICAL SPECIFICATIONS

- Smart design and easy to install
  - Aluminium frame painted with dull black epoxy powders (RAL 9005 and plastic joint corners for SAFETY reasons\*)
  - On request the corners can be of aluminium cut at 45°
  - Frame dimensions: 80x20 mm. (WxD)
  - Flat elastic: projection surface anchoring system is with galvanized rods and rubber bands
  - Flat press: projection surface anchoring system is with press - stud buttons
  - Wall mounting brackets on upper and lower frame for safe installation
  - Flame-retardant projection surfaces
- \* Standard aluminium corners cut at 45° on screens bigger than 300 cm. of width.



**Wall bracket**



**Flat Elastic**  
anchoring system

## DIMENSIONS measures in cm

1:1 Ratio Viewing area (WxH)	4:3 Ratio Viewing area (WxH)	16:10 Ratio Viewing area (WxH)	16:9 Ratio Viewing area (WxH)	Approx. net weight (Kg)
160 x 160	160 x 120	160 x 100	160 x 90	11
180 x 180	180 x 135	180 x 112	180 x 101	13
200 x 200	200 x 150	200 x 125	200 x 112	14
220 x 220	220 x 165	220 x 137	220 x 124	16
250 x 250	250 x 190	250 x 156	250 x 140	19
300 x 300	300 x 225	300 x 187	300 x 169	23
-	350 x 265	350 x 219	350 x 197	27
-	400 x 300	400 x 250	400 x 225	31

## PROJECTION CLOTHS

Front projection surfaces	Gain	Rear projection surfaces	Gain
White	1.2	Rear Plus	1.1
HD Performer	1.3	Rear Lux R114	2.5
Lumi Grey	0.8	Front Rear	0.9
Cinesound*	0.7		
Microperforated	1.1		
Lumi Grey Microperforated	0.8		
Foldaway*	1.5		
Fibre Matte*	1.25		
Pure KS	1.1		
Pure Matte KS	1.1		
Silver Blast*	1.3		
Bright Contrast 3D 0.8*	0.8		
Green Screen			

\*Limited in height

**Warranty:** 24 months





**FLEXFIX** frame screens are designed for rental and staging purposes. It features easy interlocking joints that lock the frame parts during setup and the cloth has press studs along the border, that allow to quickly mount the projection surface onto the frame.

The frame is specifically made in an arc shape in order to guarantee a perfect tension of the projection surface on all the four sides.

The FLEXFIX screen is made all of high quality lightweight aluminum alloy and it is available in 16:9 and 16:10 formats up to a maximum viewing size of 475x297 cm. with a range of **seamless** projection surfaces. The FlexFix offers the possibility to add frame sections and different projection cloths in order to obtain different screen's sizes.

Moreover, sturdy T-shape interlocking floor stands and a softbag are included.

*Optional:* - Hard wheeled carrying case  
- Smart and ruggedized trolley bag

Available in 16:9 and 16:10 formats, **standard measures only**


Hard carrying case



Trolley bag



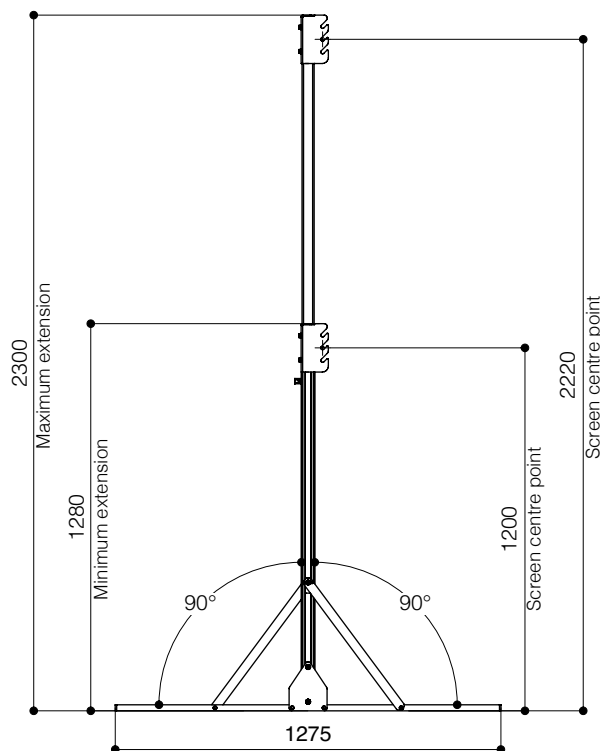
Detail of floor stand



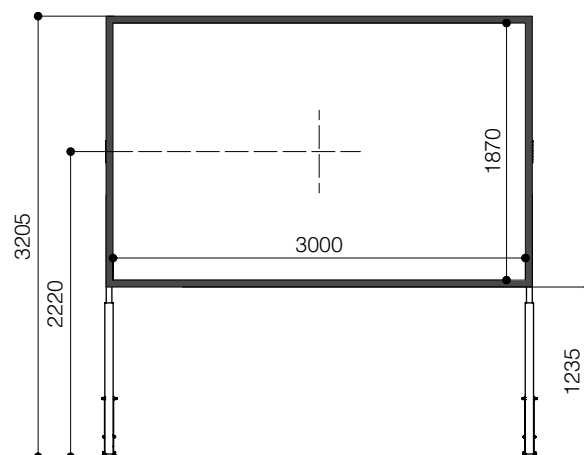
Perimetral black border  
5 cm. wide on each side



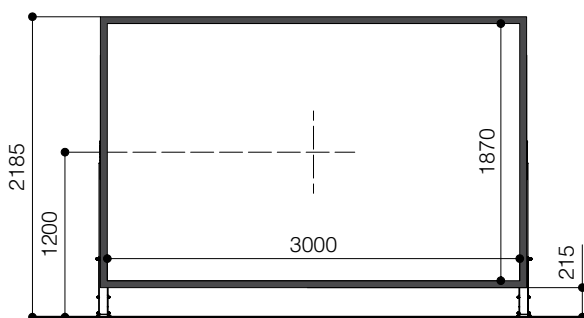
## OVERALL DIMENSIONS OPEN FLOOR STAND



## EXAMPLE FLEXFIX 300x187 cm. (floor stands in maximum extension)

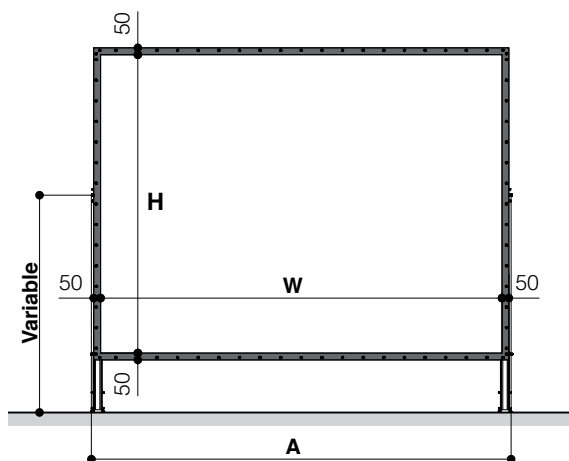


## EXAMPLE FLEXFIX 300x187 cm. (floor stands in minimum extension)



## TECHNICAL SPECIFICATIONS

- Very easy and quick to set up
- Lightweight aluminum alloy profile with snap joints
- Eyebolts for ceiling mounting included (3 pcs.)
- Frame dimensions 57x24 mm. (WxD)
- Maximum total extension of the floor stands: 230 cm.
- The floor stands have fixing brackets that allow to slide and fix screen's frame at the desired height.
- **Interlocking sturdy height adjustable floor stands included**
- **Softbag included**
- Rugged polyethylene wheeled carrying case (*optional*)
- Smart and ruggedized trolley bag (*optional*)
- Truss mounting brackets - 2 units per screen needed (*optional*)



## DIMENSIONS measures in cm

16:10 Ratio Viewing area (WxH)	16:9 Ratio Viewing area (WxH)	Overall dimensions A	Approx. net weight (Kg)
250 x 156	250 x 140	260	20
300 x 187	300 x 169	310	23
350 x 219	350 x 197	360	24
400 x 250	400 x 225	410	27
475 x 297	475 x 267	485	31

## PROJECTION CLOTHS

Front projection surfaces	Gain	Rear projection surfaces	Gain
HD Performer	1.3	FlexFix Dual	0.8
Green Screen		Rear Lux R114	2.5

Warranty: 24 months

ENGINEERED LIKE NO OTHER SCREEN IN THE WORLD  
www.screenint.com



from 500 cm. to 1000 cm. widths



**Floorstands for FlatMax**  
(optional - details p. 72)

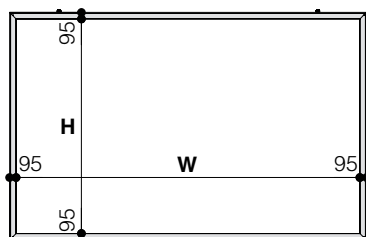
The **FLATMAX** is a frame suitable to manufacture large frame screens from 5 metres up to 10 metres of width. It is provided with the elastic anchoring system and its advantage is to have shiftable fixing points for the projection cloth.

The screen can be wall mounted or it can be installed flying from the ceiling by steel cables.

Available 4:3, 16:9 and 16:10 formats or **bespoke sizes**.

## TECHNICAL SPECIFICATIONS


- Smart design and easy to install
- Rugged aluminium profile suitable for big dimensions' screens
- Frame dimensions: 95x55 mm. (WxD)
- Aluminium frame painted with dull black epoxy powders (RAL 9005) and aluminium edges cut at 45°
- Top and bottom wall mounting brackets included
- Eye-bolts for ceiling mounting included
- For all FLATMAX screens that have to be **ceiling mounted, a central aluminium rod will be added** at the rear side of the frame (optional)
- Projection fabrics are flame-retardant
- Total frame depth including wall mounting brackets: 68 mm.



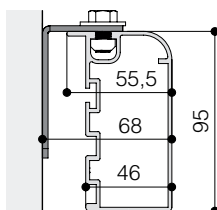
**Elastic anchoring system**



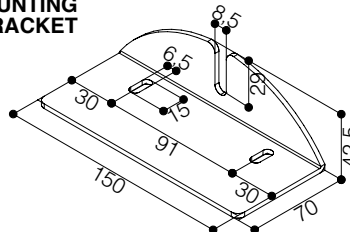
**Lifting ring**  
(included)



**Truss mounting bracket**  
(optional - p. 64)



**MOUNTING BRACKET**



Width viewing area	500	600	700	800	900	1000
n. TOP brackets	3	3	3	4	4	4
n. BOTTOM brackets	1	1	1	2	2	2

DIMENSIONS measures in cm			
4:3 Ratio Viewing area (WxH)	16:10 Ratio Viewing area (WxH)	16:9 Ratio Viewing area (WxH)	Approx. net weight (Kg)
500 x 375	500 x 312	500 x 281	53
600 x 450	600 x 375	600 x 337	65
700 x 525	700 x 437	700 x 394	76
800 x 600	800 x 500	800 x 450	87
900 x 675	900 x 562	900 x 506	98
-	1000 x 625	1000 x 562	108

PROJECTION CLOTHS			
Front projection surfaces	Gain	Rear projection surfaces	Gain
White	1.2	Rear Plus	1.1
HD Performer	1.3	Rear Lux R114	2.5
Microholes	1.0	Front Rear	0.9
Pure KS	1.1		
Pure Matte KS	1.1		
Green Screen			

**Warranty: 24 months**

**ENGINEERED LIKE NO OTHER SCREEN IN THE WORLD**  
[www.screenint.com](http://www.screenint.com)





**ARC WRAP AROUND** is an innovative brand new frame structure developed in order to obtain **curved** screens up till 180°.

This screen is suitable to be used both with front projection surfaces and with rear projection fabrics.

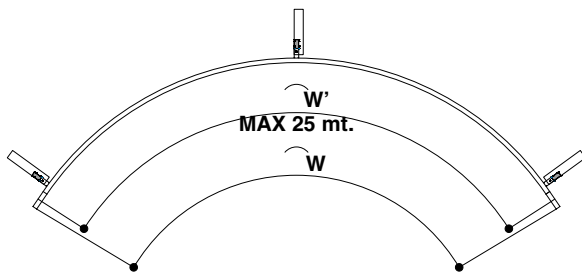
Arc is an excellent solution for **simulation rooms** like for military, defense or medical purposes; for **leisure** and **theme parks** or **museums** where the spectator has to be completely involved inside the projection.

This product is indicated in all **edge-blending** applications.

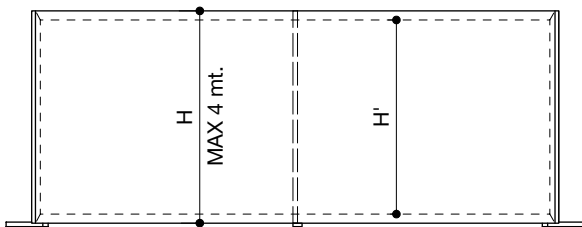
*Available in bespoke sizes and bespoke radius.*



UPPER VIEW



FRONT VIEW

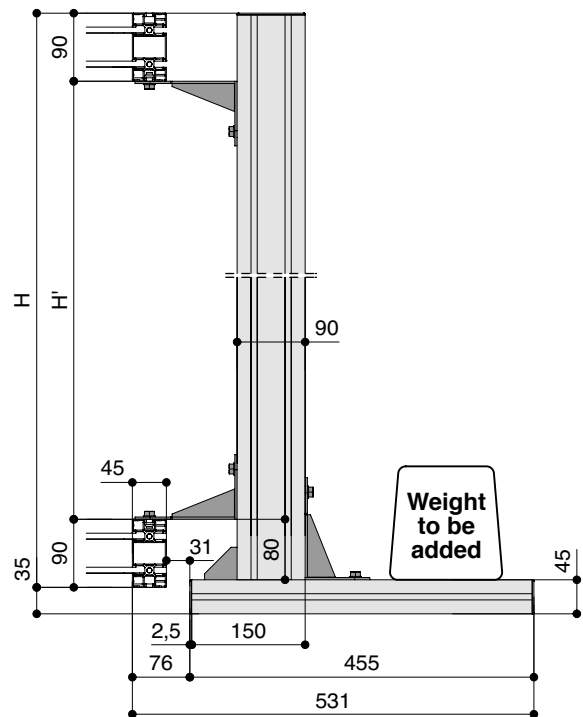


Example of viewing area of customized screen

**FRONT PROJECTION** (WxH) 12 mt. x 2,25 mt.

**REAR PROJECTION** (W'xH') 11,82 mt. x 2,07 mt.

FLOORSTANDS



### TECHNICAL SPECIFICATIONS

- Smart design and easy to install
- Frame dimensions: 95x45 mm. (WxD)
- Aluminium frame with edges cut at 45°
- Minimum radius of curved screen is 3 mt.
- Black anodized aluminium frame
- **Projection surface wrap around** and anchoring system with galvanized rods and rubber bands
- Floorstands that offers both front and rear projection possibility included
- Flame-retardant projection surfaces

### PROJECTION CLOTHS

Front projection surfaces	Gain	Rear projection surfaces	Gain
White	1.2	Rear Plus	1.1
HD Performer	1.3	Rear Lux R114	2.5
Microholes	1.0	Front Rear	0.9
Lumi Grey	0.8		
Bright Contrast 3D 0.8*	0.8		
Pure KS	1.1		
Pure Matte KS	1.1		
Green Screen			

\*Limited in height

The measures in the drawings are expressed in millimetres.

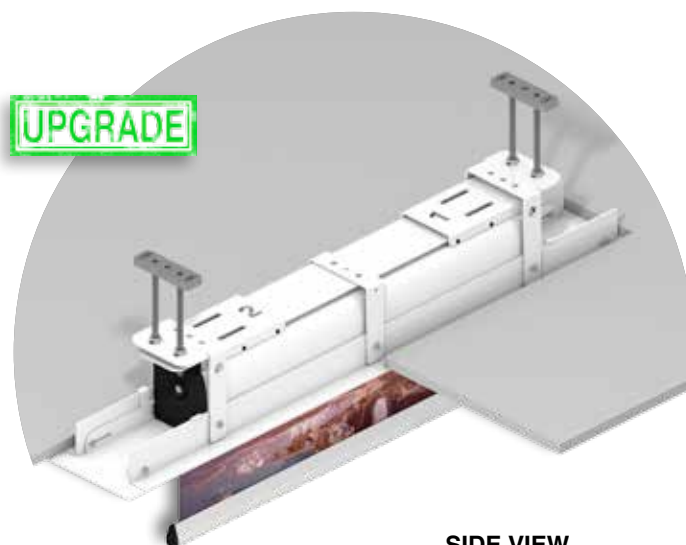
**Warranty:** 24 months



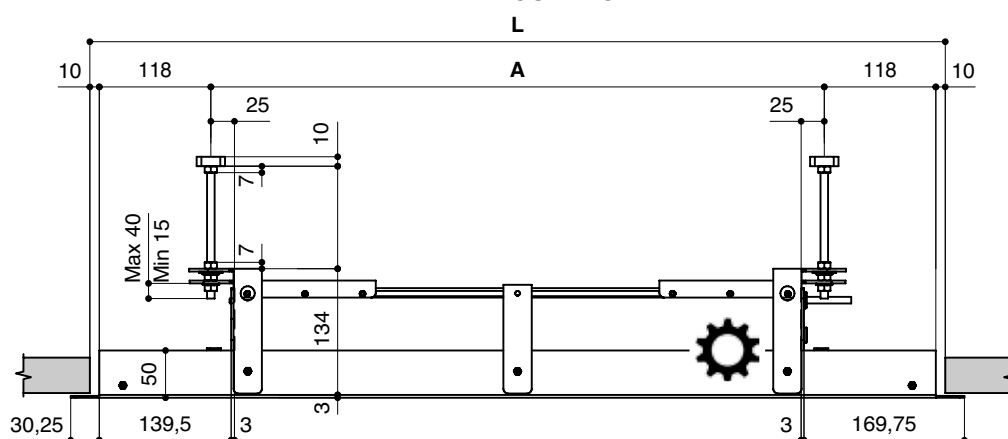
**ENGINEERED LIKE NO OTHER SCREEN IN THE WORLD**  
[www.screenint.com](http://www.screenint.com)

The **FALSE CEILING TRIM KIT** for **COMPACT** is a particular accessory that enables to hide the housing inside a false ceiling. This kit is made from aluminum/steel entirely powder coated in white colour (RAL 9010). It is an innovative and essential accessory for video-projection as it is totally accessible when it is installed inside the false ceiling. Therefore, if there is the need to make ordinary or extraordinary maintenance to the screen, it can be easily pulled-out whenever it is necessary. A unique feature is that it **is possible to mount the FALSE CEILING TRIM KIT into the false ceiling first and afterwards install the screen housing. This is very useful mainly in dusty environments like construction sites**

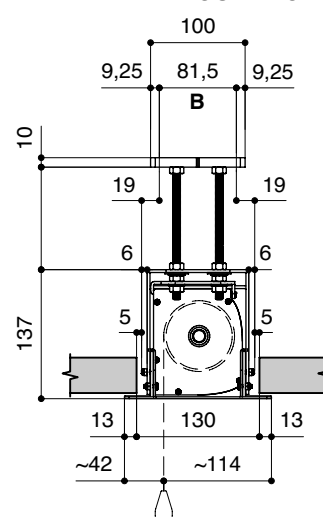
This trim kit can be fixed both in panel-type false ceilings and in fixed-type false ceilings, with a maximum height of 110 cm and **minimum height of 15,5 cm**. The trim kit is available for Compact screens **from 160 cm. up to 300 cm.** of width and also for bespoke screen sizes.



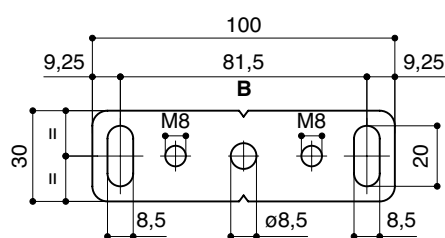
### FRONT VIEW TRIM KIT COMPACT



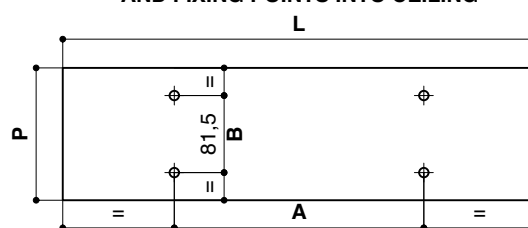
### SIDE VIEW TRIM KIT COMPACT



## CEILING MOUNTING PLATE



### HOLE IN FALSE CEILING AND FIXING POINTS INTO CEILING



### FIXING POINTS DIMENSIONS OF CEILING MOUNTING PLATE

	A (mm)	B (mm)
COMPACT PROFESSIONAL (Without borders)	Width Of Viewing Area + 115	81,5
COMPACT HOME CINEMA (Width side borders of 50 mm)	Width Of Viewing Area + 215	81,5
COMPACT TENSIONED	Width Of Viewing Area + 405	81,5

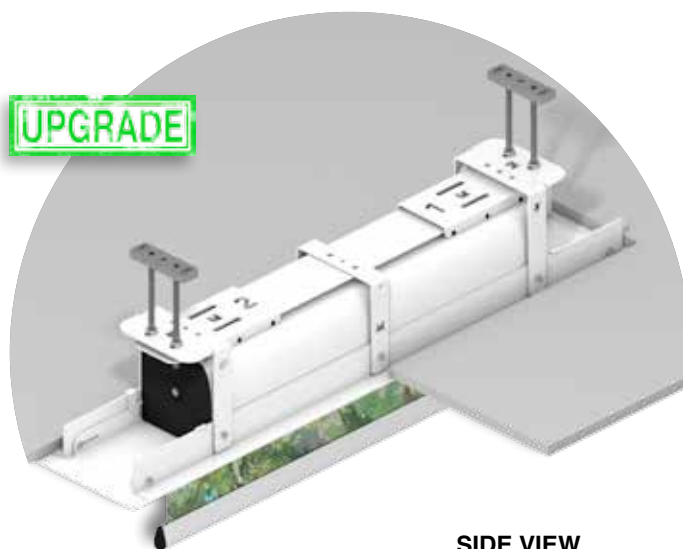
### DIMENSIONS HOLE IN FALSE CEILING

	L (mm)	P (mm)
COMPACT PROFESSIONAL <i>(Without borders)</i>	Width Of Viewing Area + 370	130
COMPACT HOME CINEMA <i>(Width side borders of 50 mm)</i>	Width Of Viewing Area + 470	130
COMPACT TENSIONED	Width Of Viewing Area + 660	130

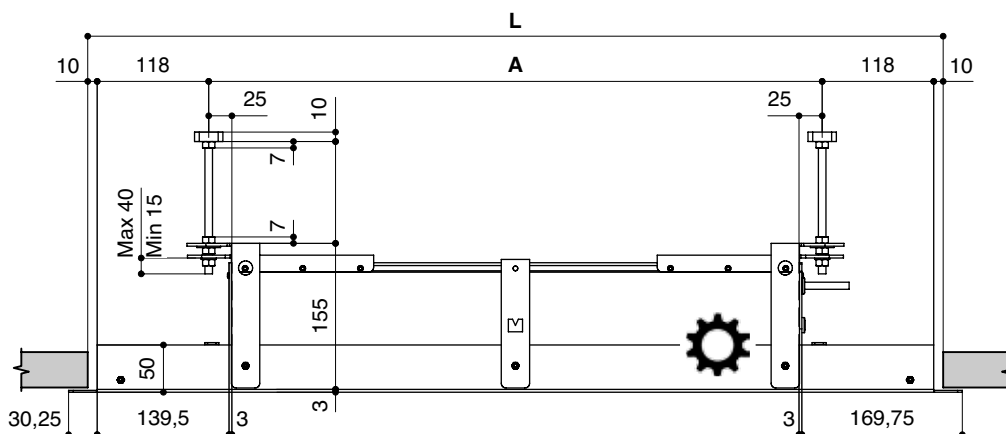


The **FALSE CEILING TRIM KIT for MAJOR** is a particular accessory that enables to hide the housing inside a false ceiling. This kit is made from aluminum/steel entirely powder coated in white colour (RAL 9010). It is an innovative and essential accessory for video-projection as it is totally accessible also when it is installed inside the false ceiling. Therefore, if there is the need to make ordinary or extraordinary maintenance to the screen, it can be easily pulled-out whenever it is necessary. A unique feature is that it is **possible to mount the FALSE CEILING TRIM KIT into the false ceiling first and afterwards install the screen housing**. This is very useful mainly in dusty environments like construction sites.

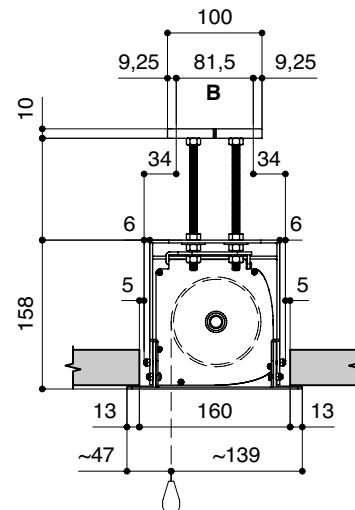
This trim kit can be fixed both in panel-type false ceilings and in fixed-type false ceilings, with a maximum height of 110 cm and **minimum height of 17,5 cm**. The trim kit is available for Major screens **from 300 cm. up to 450 cm.** of width and also for bespoke screen sizes.



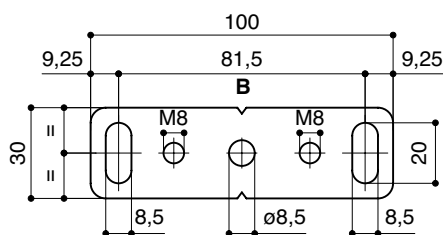
## FRONT VIEW TRIM KIT MAJOR



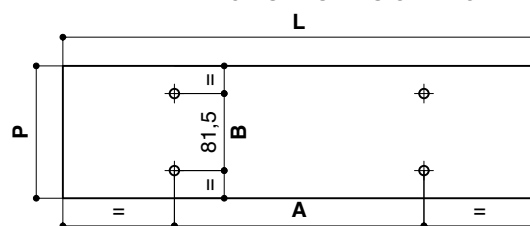
## SIDE VIEW TRIM KIT MAJOR



## CEILING MOUNTING PLATE



**HOLE IN FALSE CEILING  
AND FIXING POINTS INTO CEILING**



### FIXING POINTS DIMENSIONS OF CEILING MOUNTING PLATE

	A (mm)	B (mm)
MAJOR PROFESSIONAL <i>(Without borders)</i>	Width Of Viewing Area + 130	81,5
MAJOR HOME CINEMA <i>(Width side borders of 50 mm)</i>	Width Of Viewing Area + 230	81,5
MAJOR TENSIONED	Width Of Viewing Area + 422	81,5

### DIMENSIONS HOLE IN FALSE CEILING

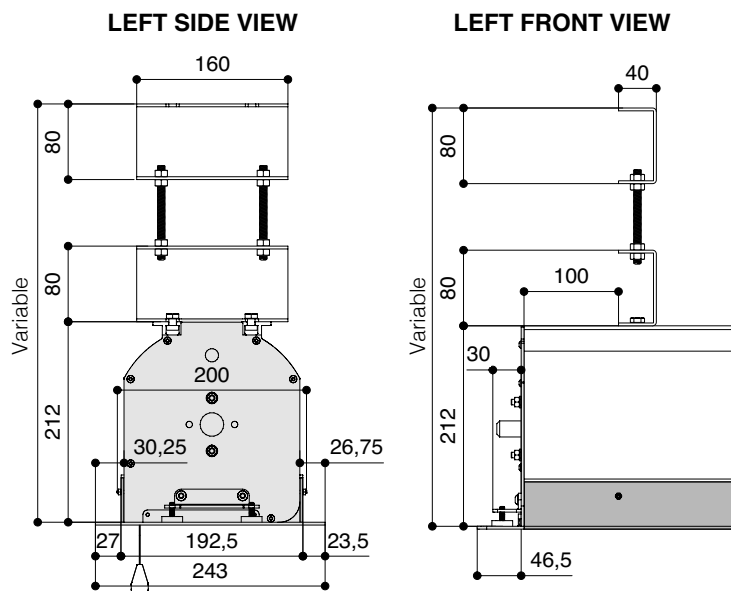

	L (mm)	P (mm)
MAJOR PROFESSIONAL <i>(Without borders)</i>	Width Of Viewing Area + 385	160
MAJOR HOME CINEMA <i>(Width side borders of 50 mm)</i>	Width Of Viewing Area + 485	160
MAJOR TENSIONED	Width Of Viewing Area + 677	160

**Warranty:** 24 months



The **FALSE CEILING TRIM KIT** for **MAJOR PRO-C** screens is an accessory that enables to hide the large cabinet of a Major Pro-C inside a false ceiling.  
This kit is made of aluminium entirely powder coated in white colour (RAL 9010).  
**IMPORTANT:** The TRIM KIT has to be ordered together with the Major Pro-C (cannot be retrofitted).

**UPGRADE**



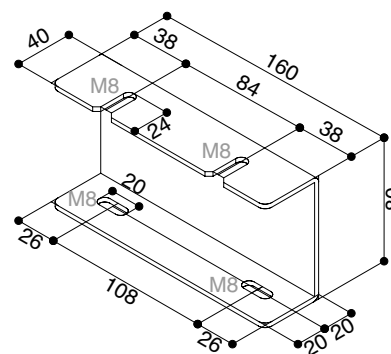
Width of the hole to be made in the false ceiling: **22 cm.**

LENGTH OF HOLE IN FALSE CEILING	
Major Pro-C without borders	Width of viewing area + 22 cm
Major Pro-C with borders	Width of viewing area + 32 cm
Major Pro-C Tensioned	Width of viewing area + 72 cm

### HOUSING OVERALL DIMENSIONS

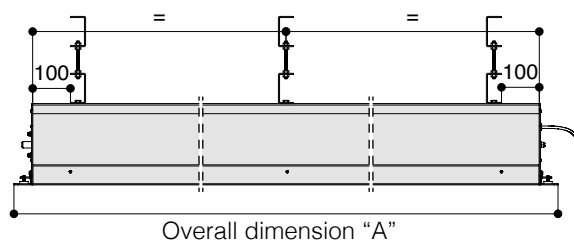
MODEL		OVERALL DIMENSIONS "A"
Major Pro-C	500 cm.	524,5 cm
Major Pro-C Tensioned	450 cm.	
Major Pro-C	600 cm.	624,5 cm
Major Pro-C Tensioned	550 cm.	
Major Pro-C	700 cm.	724,5 cm
Major Pro-C Tensioned	650 cm.	

### CEILING MOUNTING BRACKET

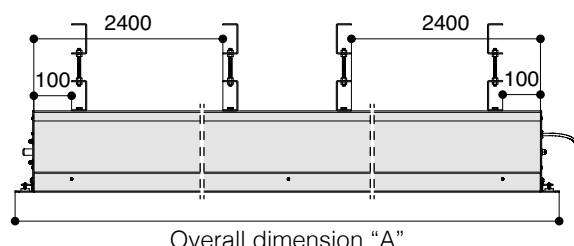


### MOUNTING DISTANCES OF BRACKETS

Major Pro-C 500 - 600 cm. of width



Major Pro-C 700 cm. of width



**Warranty:** 24 months





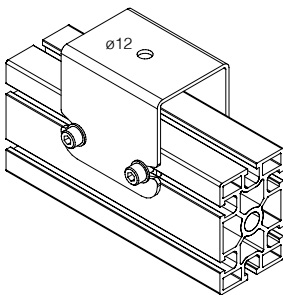


This **SCREEN WINCH SYSTEM** for **MAJOR PRO-C** is a particular lift that enables to lower until 7 mt. electrical screens from 500 cm. to 700 cm. of width. The Screen Winch is supplied with a manual on/off switcher but can be also ordered with a double channel RF remote control with external receivers. A **SAFETY DEVICE** is built-in, in order to offer maximum security in case of any failure of the mechanism.

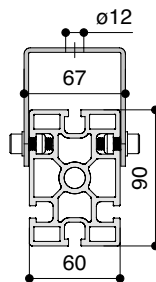
## TECHNICAL SPECIFICATIONS

- Motor specifications:
  - Power: **85 Nm**
  - Speed: **17 rpm**
  - Power Supply: **230V / 50 Hz**
  - Consumption: **450 W**
  - Certification: **IMQ**
- Nr. 5 ceiling mounting brackets included
- Two strong steel cables diametre: 3 mm. - Breaking test load: 350 kg. for each cable
- Maximum load that can be hung to the winch: kg. 125
- **On the Screen Winch can only be mounted MAJOR PRO-C screens up to 700 cm. of width.**

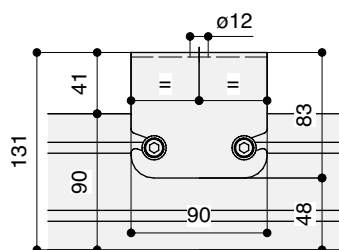
## MOUNTING BRACKETS



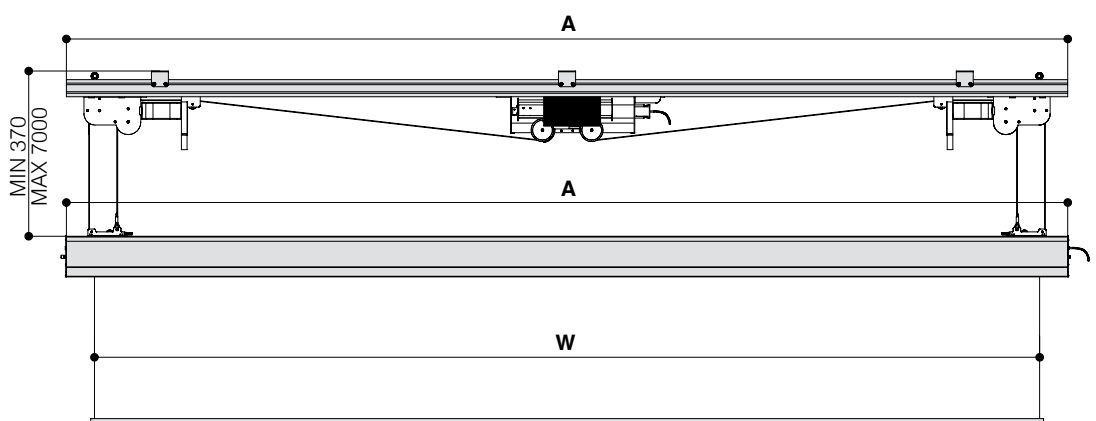
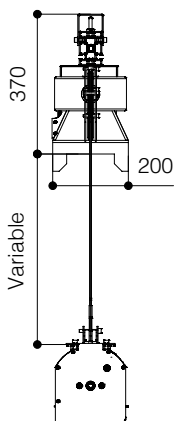
## SIDE VIEW



## FRONT VIEW



MODEL	APPROX. NET WEIGHT
Screen Winch for Major Pro-C 500 cm	75 Kg
Screen Winch for Major Pro-C 600 cm	80 Kg
Screen Winch for Major Pro-C 700 cm	85 Kg



The measures in the drawings are expressed in millimetres.

**Warranty:** 5 years on the motor - 24 months on the other components



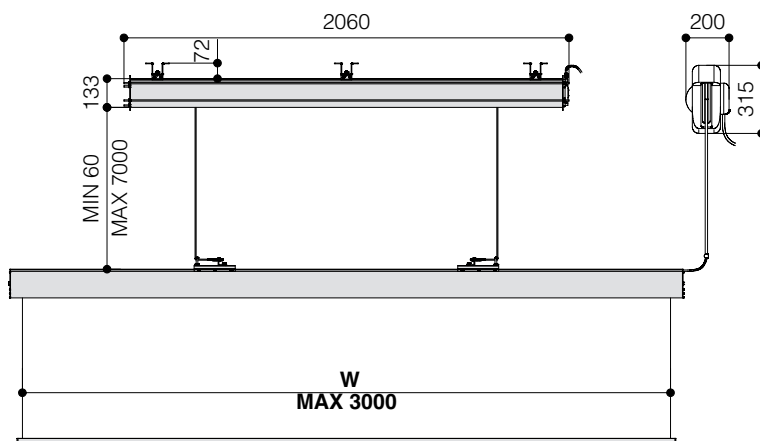
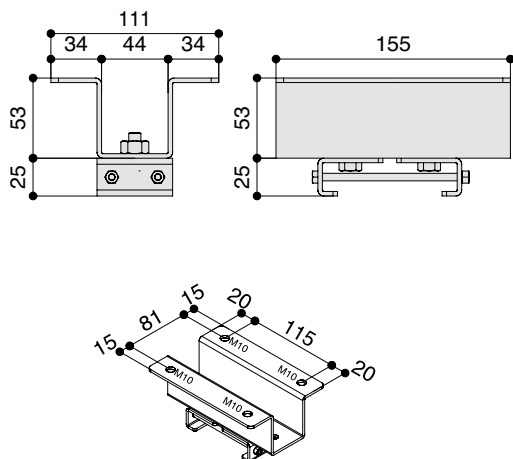
**ENGINEERED LIKE NO OTHER SCREEN IN THE WORLD**  
[www.screenint.com](http://www.screenint.com)

RF Remote control

*Optional: Sloping ceiling brackets*

- Motor specifications:
  - Power: **80 Nm**
  - Speed: **12 rpm**
  - Power supply: **230V / 50 Hz**
  - Consumption: **360 W**
  - Certification: **IMQ**
- **RF remote control included**
- Safety device and cable coiler included
- Roll down speed of Screen Winch System: 19 sec./metre
- Two strong steel cables diameter: 3 mm. – Breaking test load: 350 kg. for each cable
- Screen Winch housing dimensions: 2060x200x170 mm. (WxDxH)
- Net weight of the Screen Winch System: kg. 40
- Maximum load that can be hung to the winch: kg. 60
- Maximum roll down stroke: 7mt.
- Safety device and cable coiler included
- On the Screen Winch can only be mounted one of the following screens: COMPACT, ELLIPSE up to 300 cm. of width.
- Screen Winch System plus screen housing in closed position: minimum height 35 cm.

### SCREEN WINCH SYSTEM FRONT VIEW



UPGRADE



RF Remote control

## TECHNICAL SPECIFICATIONS

This **SCREEN WINCH SYSTEM** is a particular lift that enables to lower up to a 7 mt. drop for electrical screens from 300 cm. to 450 cm. of widths. The Screen Winch is provided with an RF remote control. Furthermore, the motor offers the possibility to be **controlled by three wired low voltage contact closures**.

These contact closures allow to control the motor via wires in the two positions: closed, and opened. It is supplied with six brackets: three for fixing the winch to the ceiling and three for mounting the screen to the central beam.

A cable coiler, to be fixed to the ceiling behind the screen winch, is included; its purpose is to supply power to the electrical projection screen.

A **SAFETY DEVICE** is built-in, in order to offer maximum security in case of any failure of the mechanism.

*Optional: Sloping ceiling brackets*

### - Motor specifications:

- Power: **80 Nm**
- Speed: **12 rpm**
- Power supply: **230V / 50 Hz**
- Consumption: **360 W**
- Certification: **IMQ**

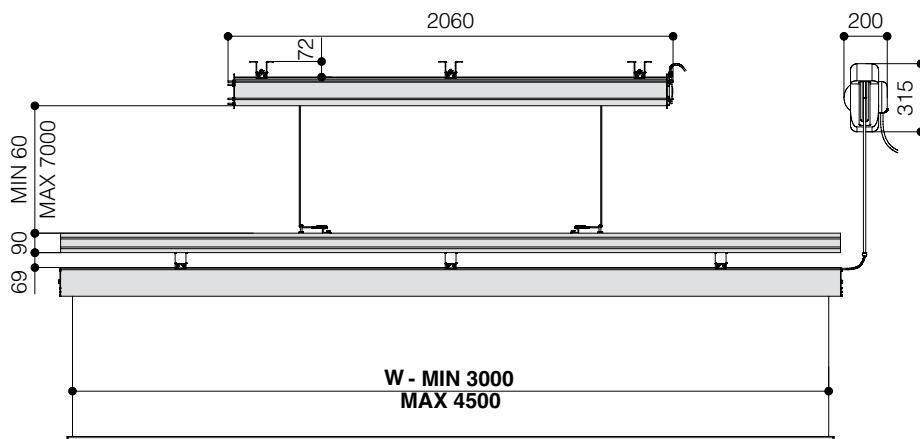
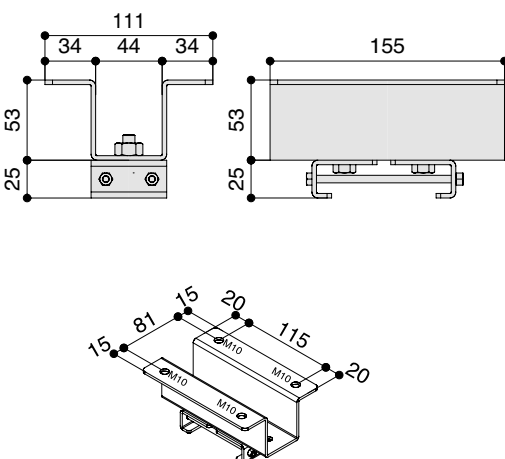
### - RF remote control included

- Safety device and cable coiler included
- Roll down speed of Screen Winch System: 19 sec./metre
- Two strong steel cables diameter: 3 mm. – Breaking test load: 350 kg. for each cable
- Screen Winch housing dimensions: 2060x200x170 mm. (WxDxH)
- Beam dimensions: 45x90 mm. (DxH) – Length of the beam is approximately the same of the length of the projection screen housing
- Net weight of the Screen Winch System: kg. 40
- Maximum load that can be hung to the beam: kg. 60
- Maximum roll down stroke: 7mt.
- On the Screen Winch can only be mounted MAJOR screens from 300 cm. up to 450 cm. of width.
- Screen Winch System plus screen housing in closed position: minimum height 52 cm.

## CEILING MOUNTING BRACKET

## SCREEN WINCH SYSTEM FRONT VIEW


The measures in the drawings are expressed in millimetres.



**Warranty:** 5 years on the motor - 24 months on the other components

**ENGINEERED LIKE NO OTHER SCREEN IN THE WORLD**  
**www.screenint.com**



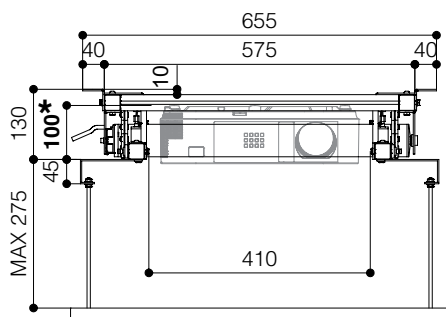


The **PROJECTOR LIFT SI-30** is a versatile very compact projector lift that enables the installation of projectors in environments where particular aesthetical solutions are required.

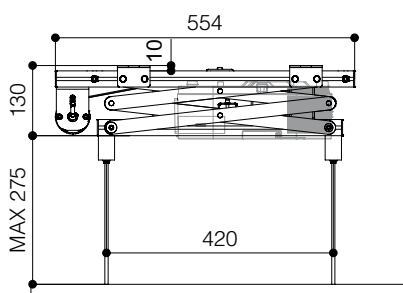
The product has been developed to be installed inside a false ceiling where very few space is available. You need inside the false ceiling **only 13 cm.** of minimum height to install lift and projector. The SI-30 is supplied with an extremely silent motor that allows a maximum extent of 48 cm. The lift is supplied with **safety screws**.

*\* Ceiling cover plate is **NOT** included*

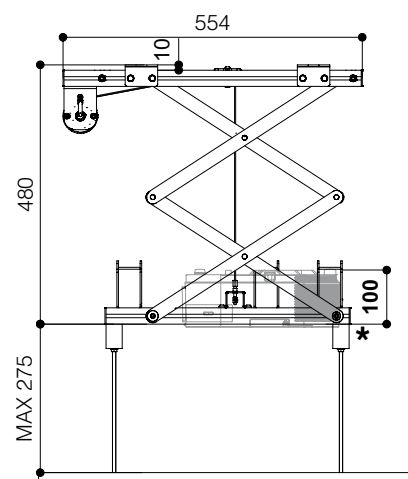
Frontal view closed



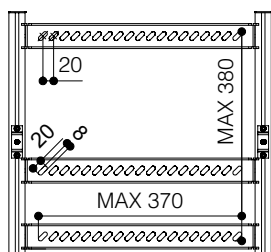
Side view closed



Side view open



Maximum size projector anchoring points



\*With lift in closed position minimum height required in false ceiling:

-> **Projector height + 3 cm. + thickness of ceiling cover plate**

(In any case, minimum height required in the false ceiling: 13 cm. + thickness of ceiling cover plate)

### Optionals:

- Ceiling tile holder CT-570
- Kit RF remote control with external receiver
- Interface switch 12 volt
- Low voltage contact interface

### TECHNICAL SPECIFICATIONS


POWER SUPPLY	220-230V - 50HZ
MAXIMUM CONSUMPTION	156 W
TORQUE	10 Nm
MOTOR SPEED	17 rpm
DIMENSIONS LIFT CLOSED	575x130x554 (WxHxD in mm)
DIMENSIONS LIFT OPENED	575x480x554 (WxHxD in mm)
MAXIMUM SIZE FIXING POINTS OF PROJECTOR	370x380 (WxD in mm)
MAXIMUM PROJECTOR DIMENSIONS	410x440 (WxD in mm)
MAXIMUM CAPACITY	15 Kg
NET WEIGHT OF THE PROJECTOR LIFT	11 Kg
CABLE MANAGEMENT SYSTEM INCLUDED	

**Warranty:** 5 years on the motor - 24 months on the other components

**ENGINEERED LIKE NO OTHER SCREEN IN THE WORLD**  
[www.screenint.com](http://www.screenint.com)







The **PROJECTOR LIFT SI-100** is a versatile product that enables the installation of projectors in environments where particular aesthetical solutions are needed.

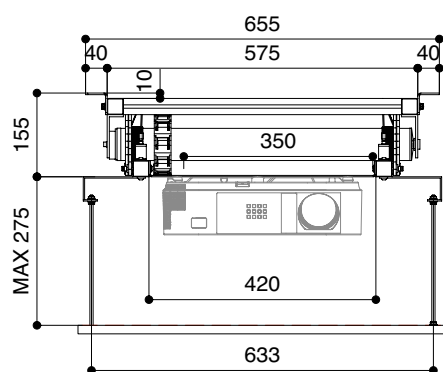
The product has been developed to be installed inside false ceilings in order to hide projector, lift and cables, thus granting the best aesthetic and practical solution.

SI-100 is supplied with an extremely silent motor that allows a descent from a minimum of 16 cm. to a **maximum extent of 97 cm.**

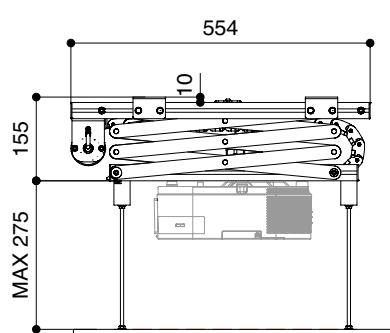
An interesting element of this lift is a cable gathering system with a raceway where to put the cables of the projector, so they will be hidden and tidy gathered together when the projector lift is moving. The lift is supplied with **safety screws**.

*\* Ceiling cover plate is **NOT** included*

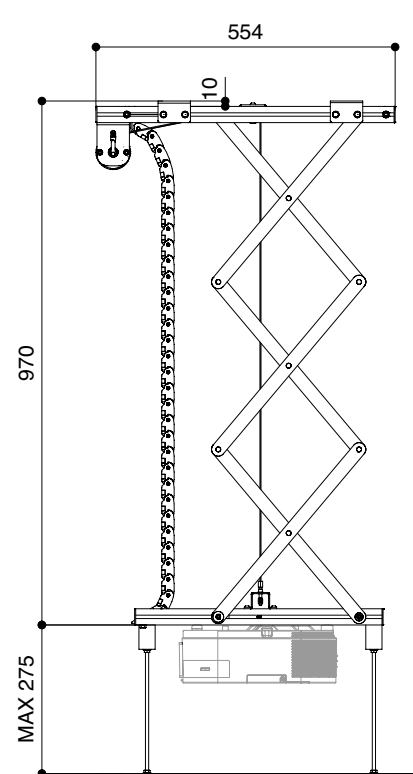
Frontal view closed




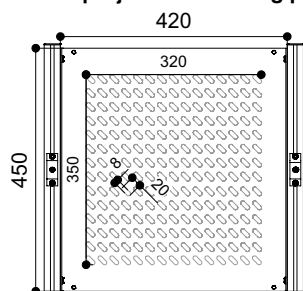
Side view closed



Side view open



Maximum size projector anchoring points



### Optionals:

- Ceiling tile holder CT-570
- Kit RF remote control with external receiver
- Interface switch 12 volt
- Low voltage contact interface


### TECHNICAL SPECIFICATIONS

POWER SUPPLY	220-230V - 50HZ
MAXIMUM CONSUMPTION	156 W
TORQUE	10 Nm
MOTOR SPEED	17 rpm
DIMENSIONS LIFT CLOSED	575x155x554 (WxHxD in mm)
DIMENSIONS LIFT OPENED	575x970x554 (WxHxD in mm)
MOUNTING PLATE TOTAL DIMENSIONS	420x450 (WxD in mm)
MOUNTING PLATE UPPER INTERNAL DIMENSIONS	350x450 (WxD in mm)
MAXIMUM SIZE FIXING POINTS OF PROJECTOR	320x350 (WxD in mm)
MAXIMUM PROJECTOR DIMENSIONS	560x550 (WxD in mm)
MAXIMUM CAPACITY	15 Kg
NET WEIGHT OF THE PROJECTOR LIFT	12 Kg
CABLE GATHERING SYSTEM (internal dimensions)	20x18 (WxH in mm)

**Warranty:** 5 years on the motor - 24 months on the other components

**ENGINEERED LIKE NO OTHER SCREEN IN THE WORLD**  
[www.screenint.com](http://www.screenint.com)





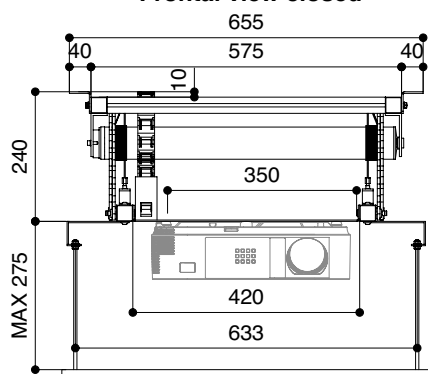
The **PROJECTOR LIFT SI-200** is a longer lift that enables the installation of the projectors in environments where particular aesthetical solutions are needed.

SI-200 is supplied with an extremely silent motor that allows a descent from a minimum of 24 cm. to a maximum extent of 196 cm. Moreover, the SI-200 is supplied with a particular system that allows an easy fixing of a panel of your false ceiling by the threaded bars whose height is adjustable. One more interesting element of this lift has a cable gathering system with a raceway where to put the cables of the projector, so they will be hidden and tidy gathered together when the projector lift is going up.

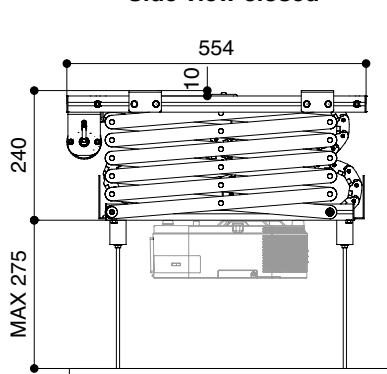
The lift is supplied with **safety screws**.

*\* Ceiling cover plate is **NOT** included*

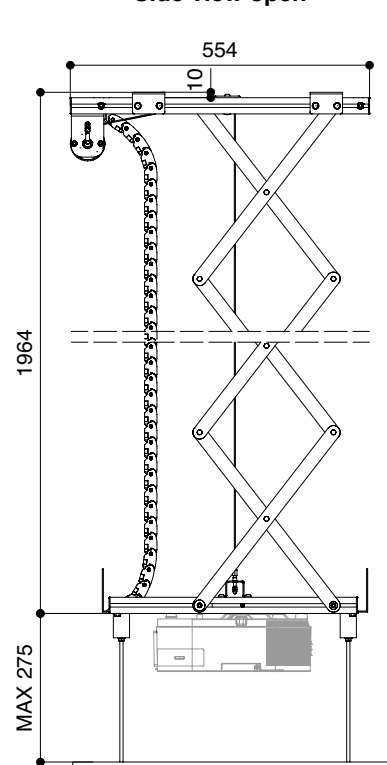
Frontal view closed



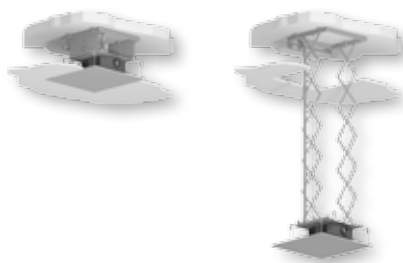
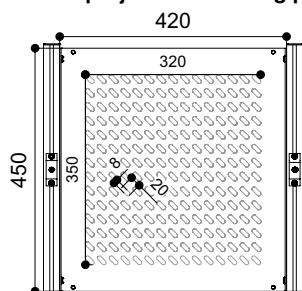
Side view closed



Side view open



Maximum size projector anchoring points



### Optionals:

- Ceiling tile holder CT-570
- Kit RF remote control with external receiver
- Interface switch 12 volt
- Low voltage contact interface


### TECHNICAL SPECIFICATIONS

POWER SUPPLY	220-230V - 50HZ
MAXIMUM CONSUMPTION	156 W
TORQUE	10 Nm
MOTOR SPEED	17 rpm
MINIMUM DIMENSIONS LIFT CLOSED	575x240x554 (WxHxD in mm)
DIMENSIONS LIFT OPENED	575x1964x554 (WxHxD in mm)
MOUNTING PLATE TOTAL DIMENSIONS	420x450 (WxD in mm)
MOUNTING PLATE UPPER INTERNAL DIMENSIONS	350x450 (WxD in mm)
MAXIMUM SIZE FIXING POINTS OF PROJECTOR	320x350 (WxD in mm)
MAXIMUM PROJECTOR DIMENSIONS	560x550 (WxD in mm)
MAXIMUM CAPACITY	15 Kg
NET WEIGHT OF THE PROJECTOR LIFT	15 Kg
CABLE GATHERING SYSTEM (internal dimensions)	20x18 (WxH in mm)

**Warranty:** 5 years on the motor - 24 months on the other components

**ENGINEERED LIKE NO OTHER SCREEN IN THE WORLD**  
[www.screenint.com](http://www.screenint.com)



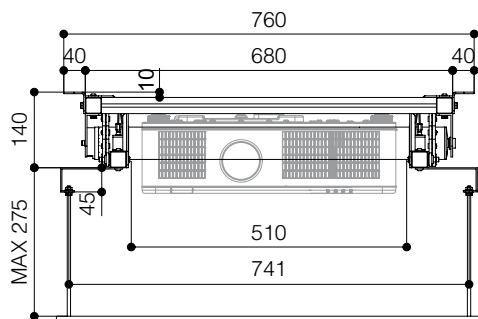


The **PROJECTOR LIFT SI-H L 40 HC** is studied in order to support large and heavy Professional and Home Cinema video projectors up to 30 Kg. of weight. The lift has been developed to be installed inside **very narrow false ceilings of only 14 cm.** granting the best architectural solution in hiding projector, lift and cables.

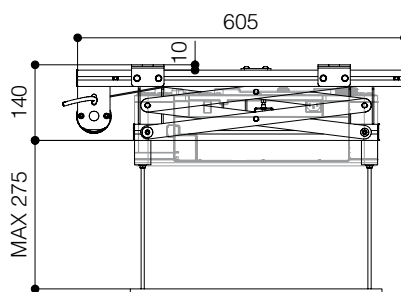
The SI-H L 40 HC is supplied with a powerful and extremely silent motor that allows a descent from a minimum of 14 cm to a maximum extent of 54 cm. Moreover it is supplied with extendable side brackets in order to allow an easy fixing of the panel of your false ceiling by adjustable threaded bars. The lift SI-H L 40 HC is equipped with **safety screws** which prevent the lift to extent further to the preset end stop.

*\* Ceiling cover plate is **NOT** included*

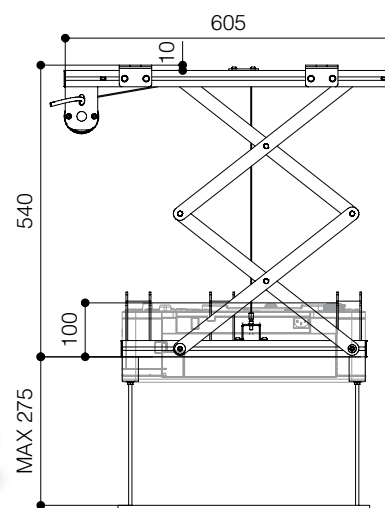
Frontal view closed



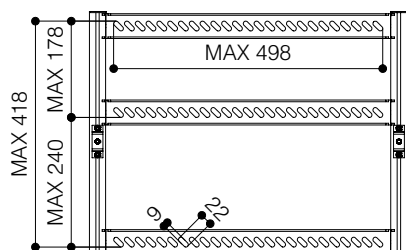
Side view closed



Side view open



Maximum size projector anchoring points



**\*With lift in closed position minimum height required in false ceiling:**

**Projector height + 4 cm. + thickness of ceiling cover plate**

(In any case, minimum height required in the false ceiling: 14 cm.+ thickness of ceiling cover plate)

### Optionals:

- Ceiling tile holder CT-660
- Kit RF remote control with external receiver
- Interface switch 12 volt
- Low voltage contact interface


### TECHNICAL SPECIFICATIONS

POWER SUPPLY	220-230V - 50HZ
MAXIMUM CONSUMPTION	184 W
TORQUE	20 Nm
MOTOR SPEED	17 rpm
MINIMUM DIMENSIONS LIFT CLOSED	680x140x605 (WxHxD in mm)
DIMENSIONS LIFT OPENED	680x540x605 (WxHxD in mm)
MAXIMUM SIZE FIXING POINTS PROJECTOR	498x418 (WxD in mm)
MAXIMUM SIZE OF PROJECTOR	510x510 (WxD in mm)
MAXIMUM LOAD	30 Kg
NET WEIGHT OF THE PROJECTOR LIFT	12 Kg
CABLE MANAGEMENT SYSTEM INCLUDED	

**Warranty:** 5 years on the motor - 24 months on the other components

**ENGINEERED LIKE NO OTHER SCREEN IN THE WORLD**  
**www.screenint.com**





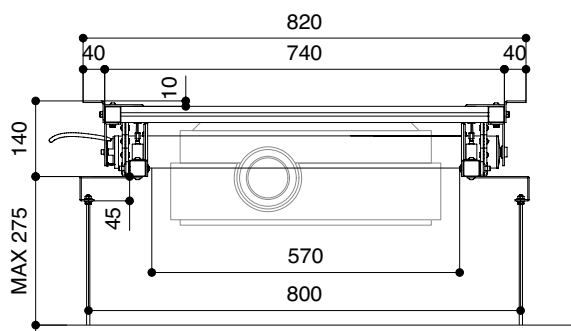
The **PROJECTOR LIFT SI-H L 50 HC** is studied in order to support large and heavy Professional and Home Cinema video projectors up to 30 Kg. of weight. The lift has been developed to be installed inside **very narrow false ceilings of only 14 cm.** granting the best architectural solution in hiding projector, lift and cables.

The SI-H L 50 HC is supplied with a powerful and extremely silent motor that allows a descent from a minimum of 14 cm to a maximum extent of 54 cm. Moreover it is supplied with extendable side brackets in order to allow an easy fixing of the panel of your false ceiling by adjustable threaded bars.

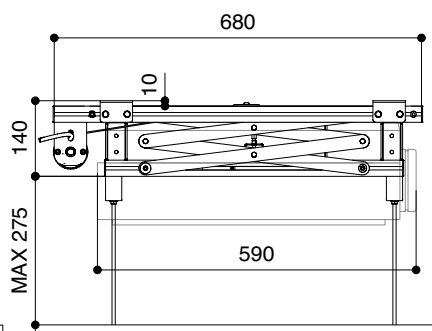
The lift SI-H L 50 HC is equipped with **safety screws** which prevent the lift to extent further to the preset end stop, in case of failure.

\* Ceiling cover plate is **NOT** included

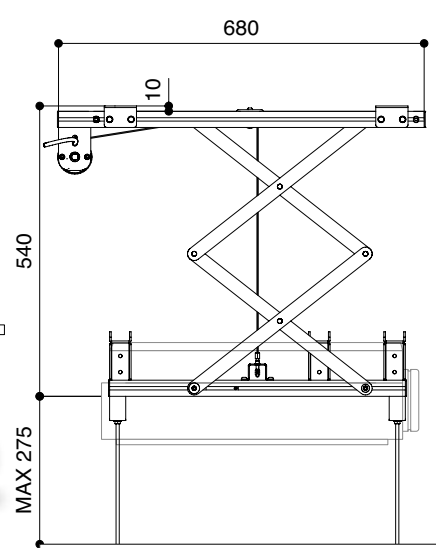
Frontal view closed



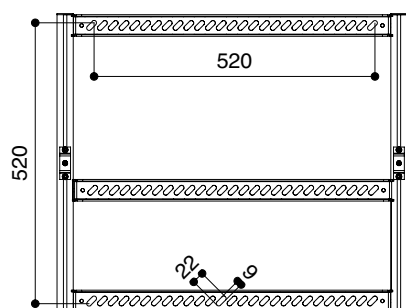
Side view closed



Side view open



Maximum size projector anchoring points



\*With lift in closed position **minimum height** required in **false ceiling**:

-> **Projector height + 4 cm. + thickness ceiling cover plate**

(In any case, minimum height required in the false ceiling: 14 cm.+ thickness of ceiling cover plate)

### Optionals:

- Ceiling tile holder CT-720
- Kit RF remote control with external receiver
- Interface switch 12 volt
- Low voltage contact interface

### TECHNICAL SPECIFICATIONS


POWER SUPPLY	220-230V - 50HZ
MAXIMUM CONSUMPTION	184 W
TORQUE	20 Nm
MOTOR SPEED	17 rpm
MINIMUM DIMENSIONS LIFT CLOSED	740x140x680 (WxHxD in mm)
DIMENSIONS LIFT OPENED	740x540x680 (WxHxD in mm)
MAXIMUM SIZE FIXING POINTS PROJECTOR	520x520 (WxD in mm)
MAXIMUM SIZE OF PROJECTOR	570x590 (WxD in mm)
MAXIMUM LOAD	30 Kg
NET WEIGHT OF THE PROJECTOR LIFT	13 Kg
CABLE MANAGEMENT SYSTEM INCLUDED	

**Warranty:** 5 years on the motor - 24 months on the other components

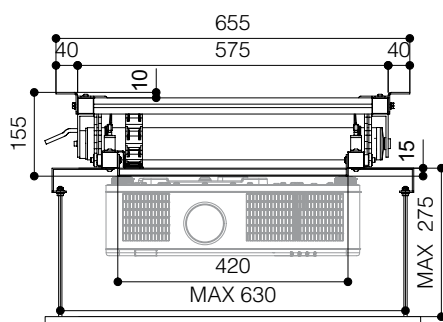
**ENGINEERED LIKE NO OTHER SCREEN IN THE WORLD**  
[www.screenint.com](http://www.screenint.com)



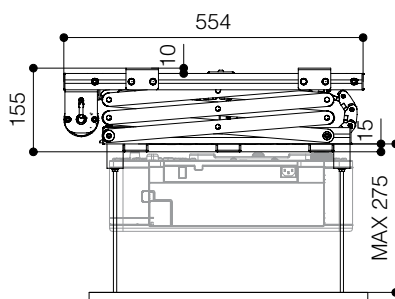




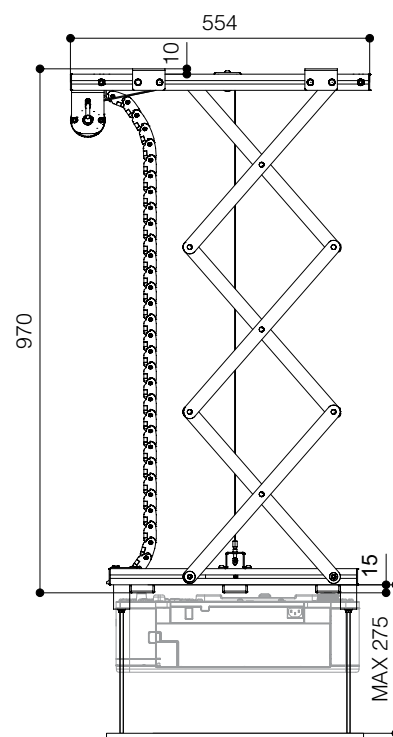
Frontal view closed




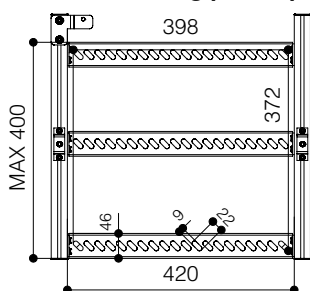
Side view closed



Side view open



Maximum size fixing points projector



### Optionals:

- Ceiling tile holder CT-570
- Kit RF remote control with external receiver
- Interface switch 12 volt
- Low voltage contact interface


### TECHNICAL SPECIFICATIONS

POWER SUPPLY	220-230V - 50HZ
MAXIMUM CONSUMPTION	184 W
TORQUE	20 Nm
MOTOR SPEED	17 rpm
MINIMUM DIMENSIONS LIFT CLOSED	575x155x554 (WxHxD in mm)
DIMENSIONS LIFT OPENED	575x970x554 (WxHxD in mm)
MAXIMUM SIZE FIXING POINTS PROJECTOR	398x372 (WxD in mm)
MAXIMUM OVERALL SIZE OF PROJECTOR	570x600 (WxD in mm)
MAXIMUM LOAD	30 Kg
NET WEIGHT OF THE PROJECTOR LIFT	12 Kg
CABLE GATHERING SYSTEM	20x18 (WxH in mm)

Warranty: 5 years on the motor - 24 months on the other components

ENGINEERED LIKE NO OTHER SCREEN IN THE WORLD  
www.screenint.com



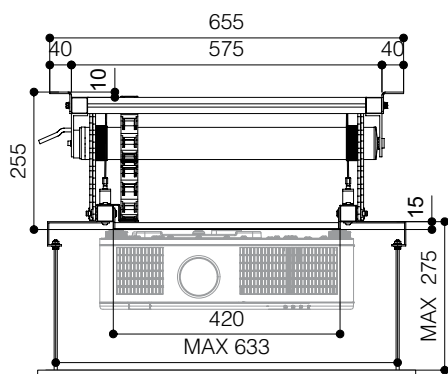


The **PROJECTOR LIFT SI-H L 200** is studied in order to support large and heavy video projectors up to 30 Kg. of weight. The SI-H L 200 is supplied with an extremely silent motor that allows a descent from a minimum of 25,5 cm. to a **maximum extent of 197 cm.**

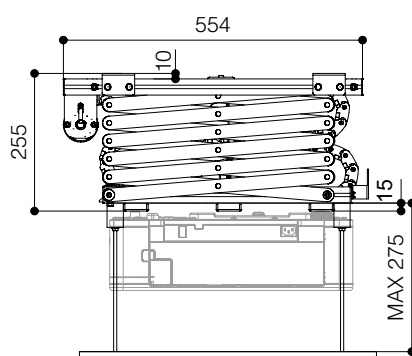
Moreover it is supplied with extendable side brackets in order to allow an easy fixing of the panel of your false ceiling by adjustable threaded bars. The panel can be mounted under the projector, even if the projector is larger as the lift itself. The lift SI-H L 200 is equipped with **safety screws** that prevent the lift to extend further to the preset end stop.

*\* Ceiling cover plate is **NOT** included*

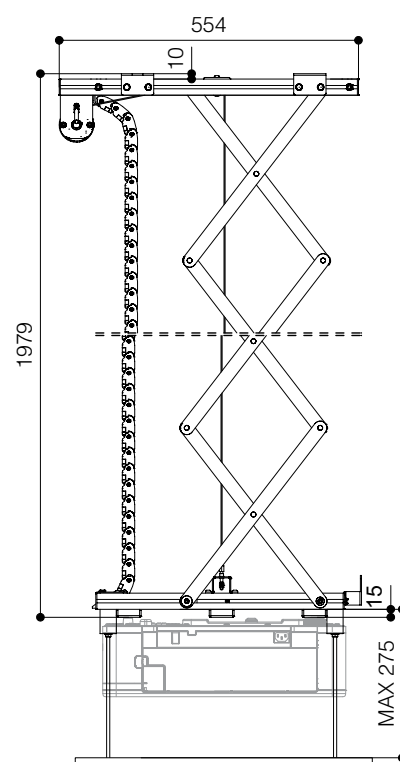
Frontal view closed



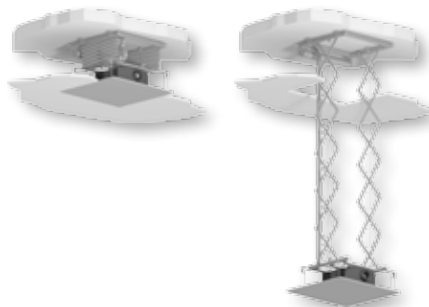
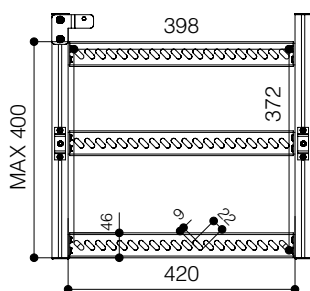
Side view closed



Side view open



Maximum size fixing points projector



### Optionals:

- Ceiling tile holder CT-570
- Kit RF remote control with external receiver
- Interface switch 12 volt
- Low voltage contact interface


### TECHNICAL SPECIFICATIONS

POWER SUPPLY	220-230V - 50HZ
MAXIMUM CONSUMPTION	184 W
TORQUE	20 Nm
MOTOR SPEED	17 rpm
MINIMUM DIMENSIONS LIFT CLOSED	575x255x554 (WxHxD in mm)
DIMENSIONS LIFT OPENED	575x1979x554 (WxHxD in mm)
MAXIMUM SIZE FIXING POINTS PROJECTOR	398x372 (WxD in mm)
MAXIMUM OVERALL SIZE OF PROJECTOR	570x600 (WxD in mm)
MAXIMUM LOAD	30 Kg
NET WEIGHT OF THE PROJECTOR LIFT	15 Kg
CABLE GATHERING SYSTEM	20x18 (WxH in mm)

**Warranty:** 5 years on the motor - 24 months on the other components

**ENGINEERED LIKE NO OTHER SCREEN IN THE WORLD**  
[www.screenint.com](http://www.screenint.com)

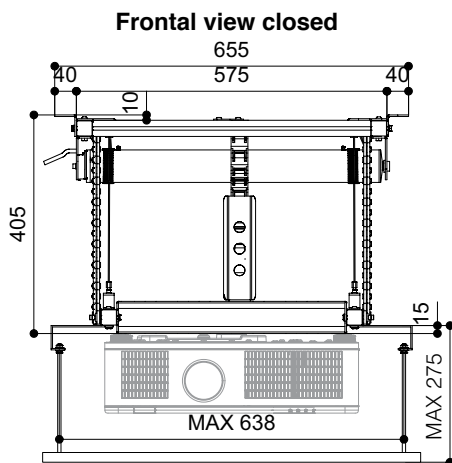




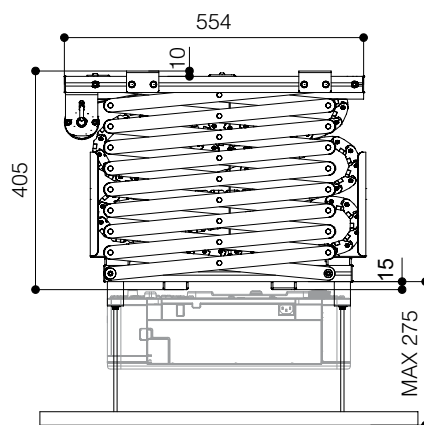
The **PROJECTOR LIFT SI-H L 300** is studied in order to support large and heavy video projectors up to 30 Kg. of weight and offers a long stroke with a maximum extension of 300 cm. The lift is developed to be installed inside a false ceiling in order to hide the projector, lift and cables, thus granting the best aesthetic and practical solution. The SI-H L 300 is supplied with an extremely silent motor that allows a descent from a minimum of 40,5 cm to a **maximum of 300 cm**.

Moreover, it is supplied with extendable side brackets in order to allow an easy fixing of the panel of your false ceiling by adjustable threaded bars. The panel can be mounted under the projector, even if the projector is larger as the lift itself. The lift SI-H L 300 is equipped with **safety screws**, which prevent the lift to extend further to the preset end stop in case of failure.

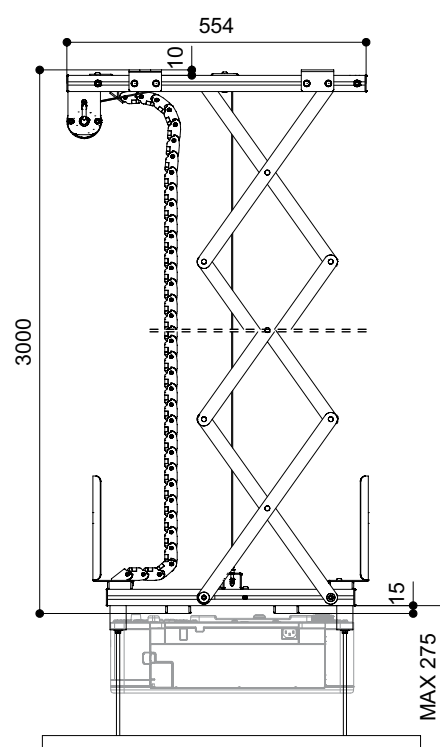
*\* Ceiling cover plate is **NOT** included*



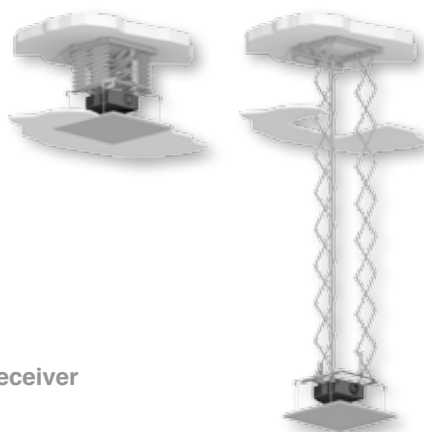
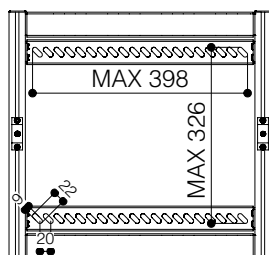
Side view closed



Side view open



Maximum size fixing points projector



### Optionals:

- Ceiling tile holder CT-570
- Kit RF remote control with external receiver
- Interface switch 12 volt
- Low voltage contact interface

### TECHNICAL SPECIFICATIONS

POWER SUPPLY	220-230V - 50HZ
MAXIMUM CONSUMPTION	184 W
TORQUE	20 Nm
MOTOR SPEED	17 rpm
MINIMUM DIMENSIONS LIFT CLOSED	575x405x554 (WxHxD in mm)
DIMENSIONS LIFT OPENED	575x3000x554 (WxHxD in mm)
MAXIMUM SIZE FIXING POINTS PROJECTOR	398x326 (WxD in mm)
MAXIMUM OVERALL SIZE OF PROJECTOR	570x600 (WxD in mm)
MAXIMUM LOAD	30 Kg
NET WEIGHT OF THE PROJECTOR LIFT	17 Kg
CABLE GATHERING SYSTEM	20x18 (WxH in mm)

**Warranty:** 5 years on the motor - 24 months on the other components



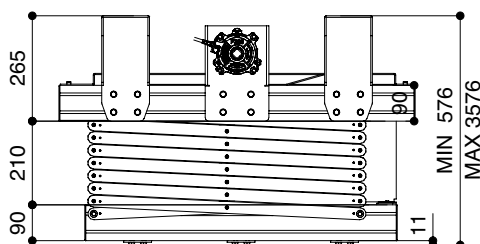
UPGRADE



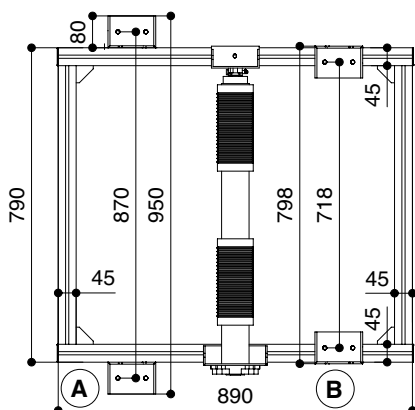
RF Remote control



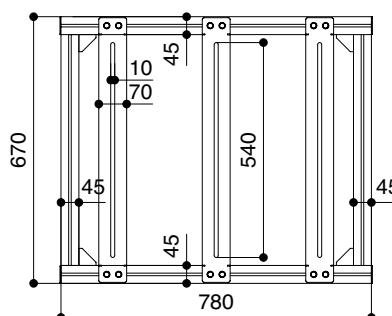
Side view closed



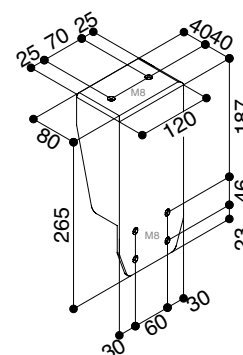
Upper view



Projector anchoring points



Mounting bracket



### POSSIBILITIES TO FIX THE MOUNTING BRACKETS

- A** You can fix the brackets mounted turned OUTSIDE.
- B** You can fix the brackets mounted turned INSIDE.

The improved version of the **PROJECTOR LIFT SI-H XL 300** is equipped with a heavy-duty and silent motor which assures a fast and stable up and down movement of projectors **up to 95 kg. of weight**.

The lift is provided with an RF remote control and offers the possibility to set three limit stops: an upper stop limit, an intermediate one and a bottom one.

The intermediate stop can be set at the desired height for **projection mode**, whereas the bottom one can be adjusted up to 300 cm. stroke to be used as **service mode** position.

Furthermore, the motor offers the possibility to be **controlled by three wired low voltage contact closures**.

These contact closures allow to control the motor via wires in the three positions: closed, projection mode and service mode.

A **safety device** is built-in in order to prevent accidents in case of any failure of the mechanism.

The projector anchoring frame movement is controlled by two steel cables that are certified for a maximum load of 350 kg. each.

A professional cable management system is supplied integrated in the lift.

*Optional: Ceiling tile holder CT-XL 946*

### TECHNICAL SPECIFICATIONS

POWER SUPPLY	220-230V - 50HZ
MAXIMUM CONSUMPTION	360 W
TORQUE	80 Nm
MOTOR SPEED	12 rpm
DIMENSIONS CLOSED	798x576x890 (WxHxD in mm)
DIMENSIONS OPENED	798x3576x890 (WxHxD in mm)
ROLL UP SPEED	17 sec/m
ROLL DOWN SPEED	22 sec/m
MAXIMUM LOAD OF THE PROJECTOR	95 Kg
NET WEIGHT	71 Kg
CABLE GATHERING SYSTEM (internal dimensions)	50x18 (WxH in mm)

**Warranty:** 5 years on the motor - 24 months on the other components

**ENGINEERED LIKE NO OTHER SCREEN IN THE WORLD**  
[www.screenint.com](http://www.screenint.com)





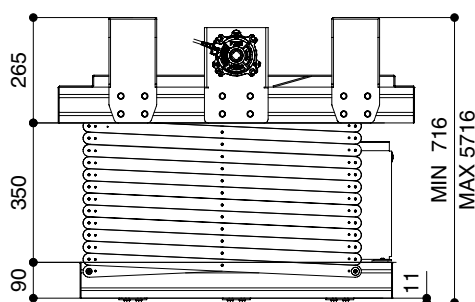
**UPGRADE**



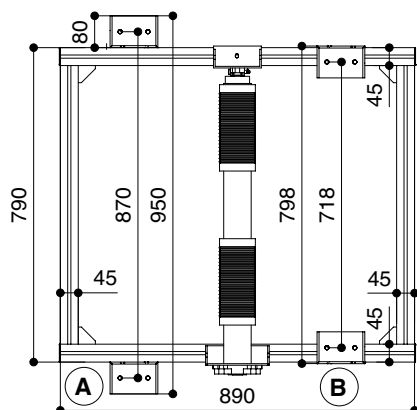
RF Remote control



Side view closed



Upper view



The improved version of the **PROJECTOR LIFT SI-H XL 500** is equipped with a heavy-duty and silent motor which assures a fast and stable up and down movement of projectors **up to 95 kg. of weight**.

The lift is provided with an RF remote control and offers the possibility to set three limit stops: an upper stop limit, an intermediate one and a bottom one.

The intermediate stop can be set at the desired height for **projection mode**, whereas the bottom one can be adjusted up to 500 cm. stroke to be used as **service mode** position.

Furthermore, the motor offers the possibility to be **controlled by three wired low voltage contact closures**.

These contact closures allow to control the motor via wires in the three positions: closed, projection mode and service mode.

A **safety device** is built-in in order to prevent accidents in case of any failure of the mechanism.

The projector anchoring frame movement is controlled by two steel cables that are certified for a maximum load of 350 kg. each.

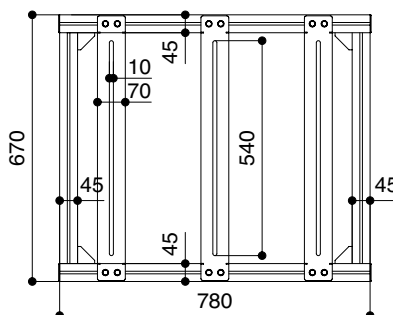
A professional cable management system is supplied integrated in the lift.

*Optional: Ceiling tile holder CT-XL 946*

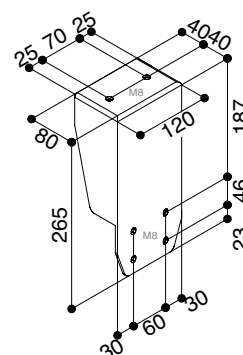
### POSSIBILITIES TO FIX THE MOUNTING BRACKETS

- A** You can fix the brackets mounted turned OUTSIDE.
- B** You can fix the brackets mounted turned INSIDE.

Projector anchoring points



Mounting bracket



### TECHNICAL SPECIFICATIONS

POWER SUPPLY	220-230V - 50HZ
MAXIMUM CONSUMPTION	360 W
TORQUE	80 Nm
MOTOR SPEED	12 rpm
DIMENSIONS CLOSED	798x716x890 (WxHxD in mm)
DIMENSIONS OPENED	798x5716x890 (WxHxD in mm)
ROLL UP SPEED	17 sec/m
ROLL DOWN SPEED	22 sec/m
MAXIMUM LOAD OF THE PROJECTOR	95 Kg
NET WEIGHT	78 Kg
CABLE GATHERING SYSTEM (internal dimensions)	50x18 (WxH in mm)

**Warranty:** 5 years on the motor - 24 months on the other components

**ENGINEERED LIKE NO OTHER SCREEN IN THE WORLD**  
[www.screenint.com](http://www.screenint.com)





The **CEILING TILE HOLDERS** are useful accessories suitable both for projector lifts SI and SI-H L series.

This accessory helps installers to reach a perfect aesthetic result when the projector lift is hidden inside the false ceiling.

The packaging includes the aluminium frame and the brackets for fixing the threaded rods, which are included with the projector lift.

- Width of the aluminium frame seen from the bottom side: 30 mm.
- Packaging includes: aluminium frame divided in 4 pieces, 2 brackets for fixing the threaded rods, bolts and nuts
- Packaging does NOT include: tile for the false ceiling and threaded rods
- **Aluminium frame is supplied RAW**, without any painting. The installer can spray it with a colour at his choice.

## CEILING TILE HOLDER CT-570

It is compatible with the following lifts models:

- SI-30
- SI-100
- SI-200
  
- SI-H L100
- SI-H L 200
- SI-H L 300

## CEILING TILE HOLDER CT-660

It is compatible with the following lift model:

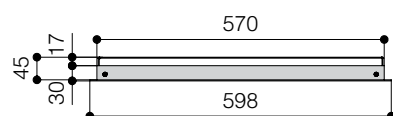
- SI-H L 40 HC

## CEILING TILE HOLDER CT-720

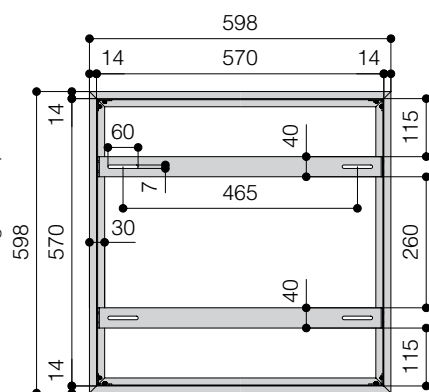
It is compatible with the following lift model:

- SI-H L 50 HC

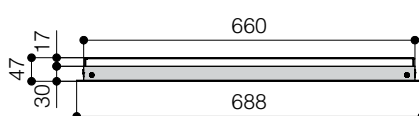
### Front view



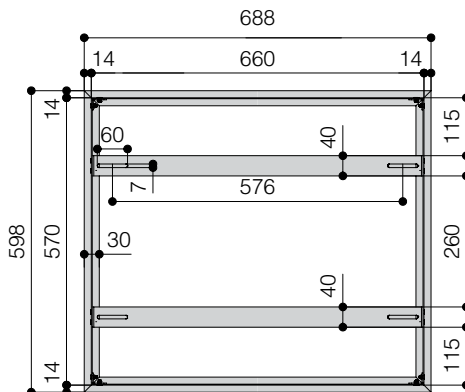
### Top view



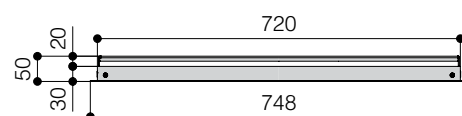
### Front view



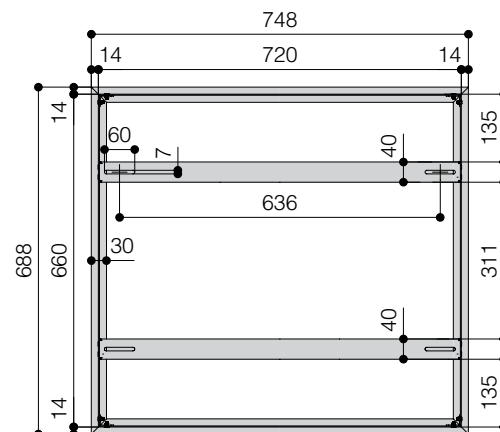
### Top view



### Front view

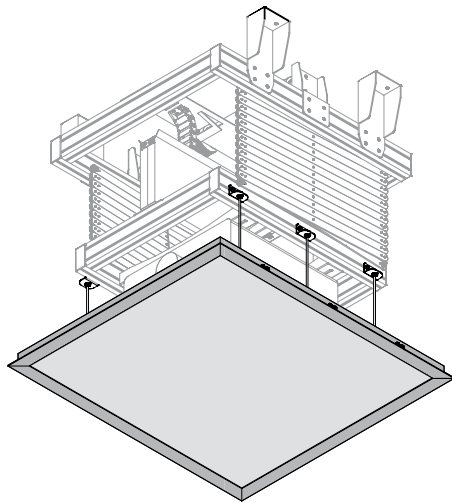


### Top view



**Warranty:** 24 months





The **CEILING TILE HOLDER XL** is an useful accessory suitable both for projector lifts SI-H XL 300 and SI-H XL 500.

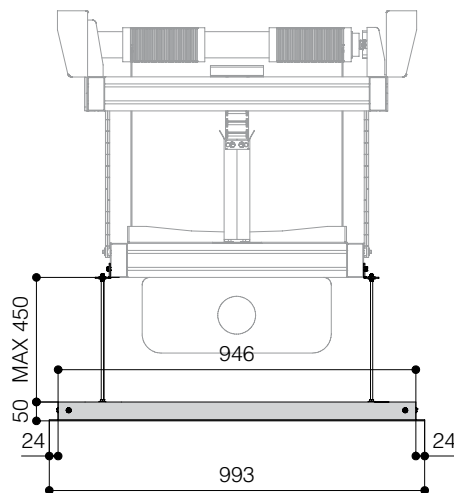
This accessory helps installers to reach a perfect aesthetic result when the projector lift is hidden inside the false ceiling.

The packaging includes the aluminium frame, the brackets for fixing the threaded rods and the threaded rods.

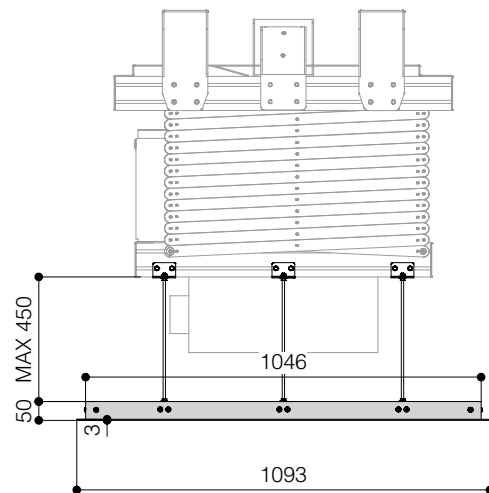
After the tile holder is mounted, the installer has to fit in a tile of 1030x930 mm. (NOT supplied).

- Width of the aluminium frame seen from the bottom side: 50 mm.
- Packaging includes: aluminium frame divide in 4 pieces, 3 brackets for fixing the threaded rods, 6 threaded rods, 6 brackets for fixing the threaded on the lift frame, bolts and nuts.
- Packaging does NOT include: tile for the false ceiling.
- **Aluminium frame is supplied in white colour (RAL 9010).**

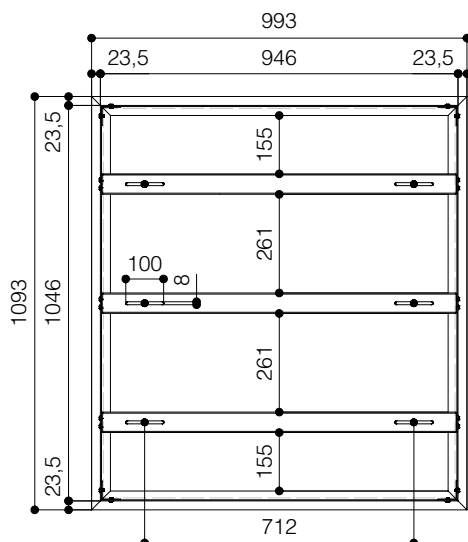
Front view



Side view



Top view



Warranty: 24 months



## KIT RF REMOTE CONTROL WITH EXTERNAL RECEIVER (868 MHz)



Receiver dimension  
52x27x136 mm (WxDxH)

The **KIT RADIO EXTERNAL** is composed by a radio frequency handheld remote control and a receiver that should be connected to the product you would like to radio-control. The receiver can be easily hidden thanks to its small dimensions (52x27x136 cm. WxDxH). This kit can be used with the whole range of electric screens and with all the projector lifts. The remote control receiver offers the possibility to manage the connected equipment also by a pulls switch (not included) or via a room control system.

## MULTICHANNEL REMOTE CONTROL WITH TWO EXTERNAL RECEIVERS (868 MHz)



Receiver dimension  
52x27x136 mm (WxDxH)

The **MULTICHANNEL REMOTE CONTROL** has 5 channels, every one of them can radio control one product. It is supplied with two small receivers (52x27x136 cm. WxDxH) that can be easily hidden and that can be connected to five different appliances. The remote control can control the five appliances both simultaneously and also one at a time. This kit is a useful accessory that can be supplied with the Screen Winch System and its motorized screen or with a projector lift and its electric screen or in any application where you would like to make use of one remote control to switch on/off different appliances. The remote control receiver offers the possibility to manage the connected equipment also by a pulls switch (not included) or via a room control system.

## WALL MOUNTED REMOTE CONTROL PAD (868 MHz)



Dimension  
80x80x14 mm (WxDxH)

This is an optional **WALL MOUNTED REMOTE CONTROL** pad that can be used in addition to the handheld remote (either external or integrated version).

The article is supplied with a bezel which should be mounted on the wall and whose purpose is to insert the pad inside it.

It is an RF transmitter operated by batteries so that the bezel can be installed everywhere inside the room without cabling.

It can be useful as a second transmitter in case of exhaust batteries or loss of the first remote. Pad and bezel will be standard supplied in white colour.

## KEY OPERATED SWITCH



Dimension  
73x51x87 mm (WxDxH)

The **KEY OPERATED SWITCH** offers the possibility to control by a key the up and down movement of electric screens and projector lifts.

This optional key operated switch can be installed as an alternative to the standard wall switcher.

The product is very useful in schools, universities or public places.





## LOW VOLTAGE CONTACT INTERFACE



Dimension  
52x54x54 mm (WxDxH)

The low voltage contact interface can be used to control an electric screen or projector lift by low voltage contact closures and/or via permanent switcher.

- Power supply 230V a.c. ± 10% 50Hz
- Maximum output current 5Acosφ1,4 / 2Acosφ 0.4
- Output voltage on contacts 5/6/7 230V a.c. 50Hz
- Interface dimensions 46x46x37 mm. (WxDxH)
- Box total dimensions 52x54x54 mm. (WxDxH)
- Terminals' size 2.5 mm<sup>2</sup>

- Satisfies all the technical regulations applicable to the product within the scope of European Directives:

EN55014-1:2006+A1:2009+A2:2011 EMC  
EN55014-2:1997+A1:2001+A2:2008 EMC  
EN6100-3-2:2006+A2:2009 EN61000-3-3:2008 EMC  
EN60335-1:2012+A11:2014 EN60335-2-103:2005+A1:2008  
Direttiva 2014/30/EU  
Direttiva 2014/35/EU

## INTERFACE RS485



Dimension  
115x35x23 mm (WxDxH)

The **interface RS485** can be used to control an electric screen or projector lift by a serial data transmission RS485.

SUPPLY VOLTAGE	230V/50 Hz	MAX TX STORABLE	15
MAXIMUM OUTPUT POWER	500 W	SERIAL DATA TRANSMISSION	RS485
WORKING TEMPERATURE	-30°C/+70°C	MOD BUS MAX ADDRESSES NUMBER	32
PROTECTION FUSE	PTC	PROTECTION	IP55
WORKING TIME	60 secs.	DIMENSIONS (mm)	115x35x23

## INTERFACE SWITCH 12 VOLT



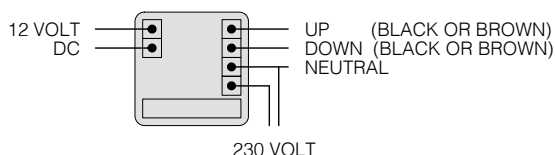
Dimension  
82x82x43 mm (WxDxH)

The **12 VOLT INTERFACE SWITCH** is a switcher based on a relay that drives the opening and the rising up of a motorized screen, depending if there is or not a continuous 12 Volt DC power.

It can be used with video-projectors, amplifiers or Home Theatre decoders that have an output of 12 Volt DC.

If you install a 12 volt interface you cannot use neither a remote control nor a switcher in order to switch on/off the screen.

Wiring diagram



## MULTIPLE CONTROL INTERFACE SET



Dimension  
49x22x52 mm (WxDxH)

The **MULTIPLE CONTROL INTERFACE SET** is a relay control which can be useful in a variety of applications.

It can be used for single group control of electrical screen and projector lifts. These groups can be arranged as individual groups or sub-groups which are centrally controlled.

A maximum of two screens or lifts can be connected to each multiple control interface.

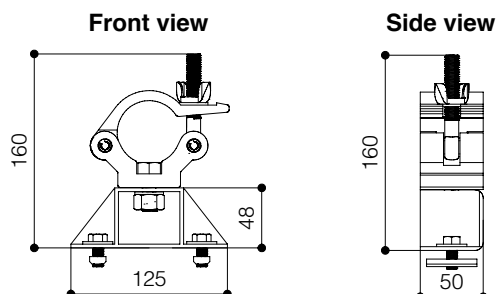
In order to connect three or more devices, more interfaces have to be mounted in cascade.

By this interface, user will be able to control all the appliances by one master switch or each single appliance by its push button.

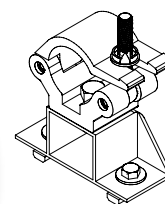

Warranty: 24 months




The **TRUSS MOUNTING BRACKET** is suitable to fix **Major Pro-C** electric screens or **FlatMax** frame screens onto a truss system. The mounting bracket can be used on all truss systems with tubes diameter 48 till 51 mm.



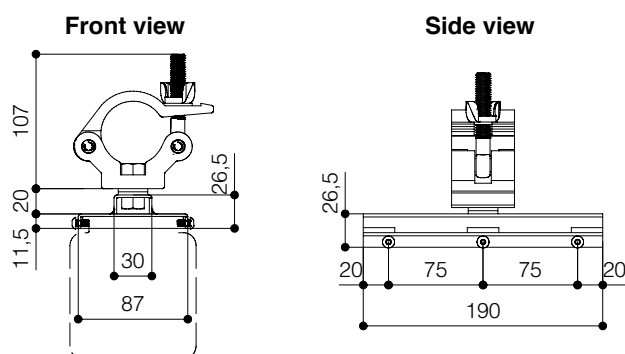
**Major Pro-C**



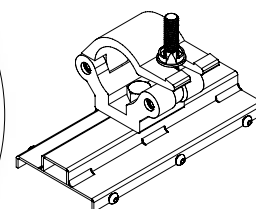

**FlatMax**



The **TRUSS MOUNTING BRACKET** is suitable to fix **Compact** and **Major** electric screens onto a truss system. The mounting bracket can be used on all truss systems with tubes diameter 48 till 51 mm.



**Compact / Major**





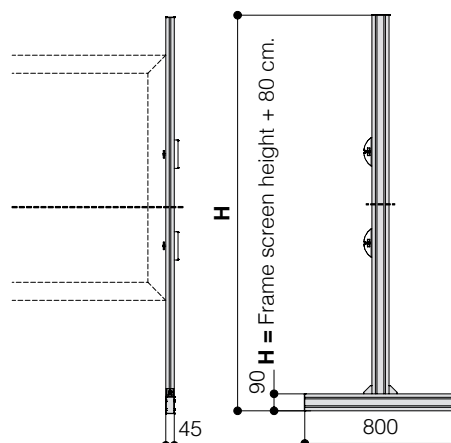
The **FLOORSTANDS FOR FLATMAX** are entirely made from aluminium and are suitable to position FlatMax screens on to the floor.

FLOORSTANDS DETAILS		
Width of the screen (cm)	Quantity of floorstands needed	Floorstands available for the following screen formats
500	2	4:3 - 16:9 - 16:10
600	3	4:3 - 16:9 - 16:10
700	3	16:9 - 16:10
800	3	16:9 - 16:10

\*Maximum total height of floorstand available: 600 cm.

**Front view**

**Side view**




The measures in the drawings are expressed in millimetres.

**Warranty:** 24 months

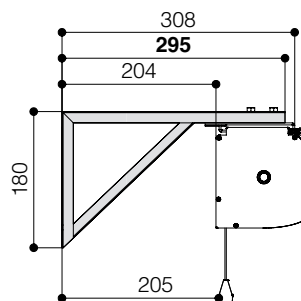
**ENGINEERED LIKE NO OTHER SCREEN IN THE WORLD**  
[www.screenint.com](http://www.screenint.com)



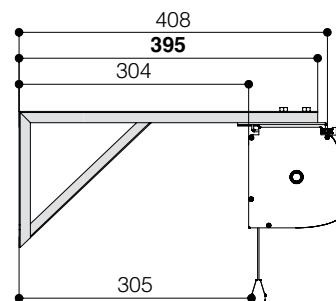
The **WALL EXTENSION BRACKETS** are available for both Compact and Major electrical screens. They are entirely made from steel and painted with white epoxy powders (RAL 9010).




**Short Wall extension bracket L= 295**



**Wall extension bracket L=395**

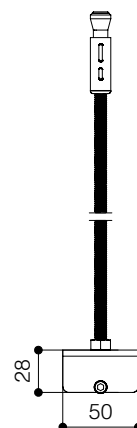
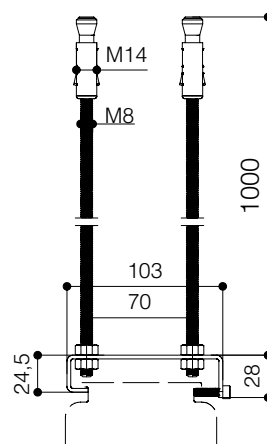


**FALSE CEILING MOUNTING SET** is a set of brackets which is suitable to lower a Compact or Major screen housing up to 100 cm. from the ceiling. It is an ideal accessory to suspend a screen from a high ceiling. The threaded rods can be cut at the desired length.




**Side view**

**Front view**

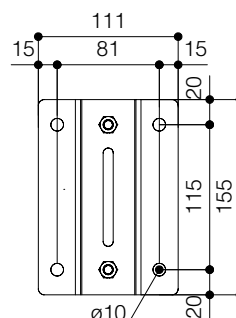
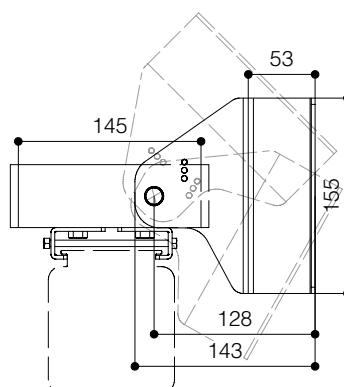


The **SLOPING CEILING** brackets for the Screen Winch System have been developed in order to mount the screen winch housing onto a wall or a sloping ceiling. The brackets can be tilted at any desired angle to adapt them to the sloping ceiling. If the brackets are tilted at 90°, they can be used for wall mounting. These brackets can also be used in combination with Compact and Major screens to mount them onto a sloping ceiling.



**Side view**

**Front view**



**Warranty:** 24 months

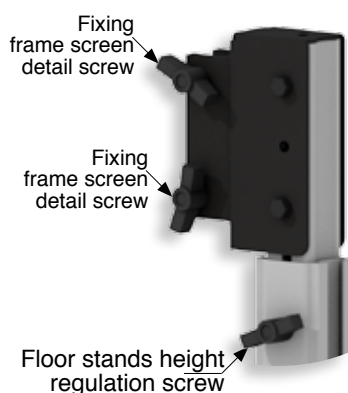




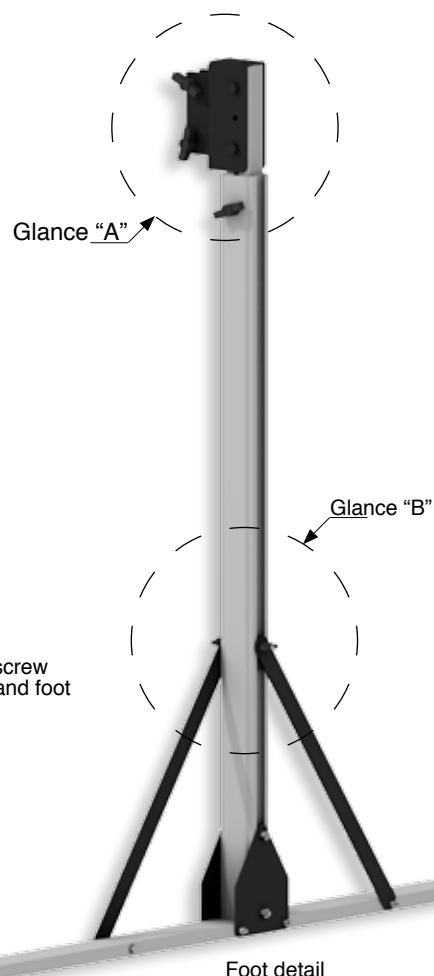

The **FLOORSTANDS** suitable for **Flat Elastic** and **Canaletto Elastic** screens are made of lightweight aluminum alloy. They are very reliable and strong to ensure a very stable positioning of the screen on the floor. These floorstands are extendable from a minimum of 120 cm. to a maximum of 214 cm. and can be adjusted at different heights. After use, they can be easily closed resulting in very compact dimensions (130x13x10 cm. - HxWxD).

### FLOOR STANDS DETAIL

**GLANCE "A"**  
Fixing brackets detail - Rear View



**GLANCE "B"**  
Fixing screws floor stand foot



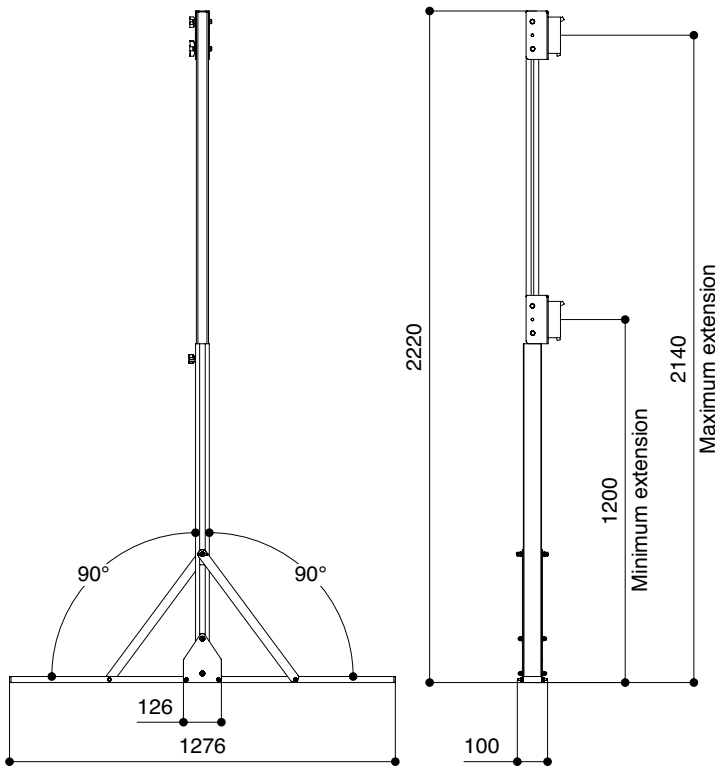
**Warranty:** 24 months



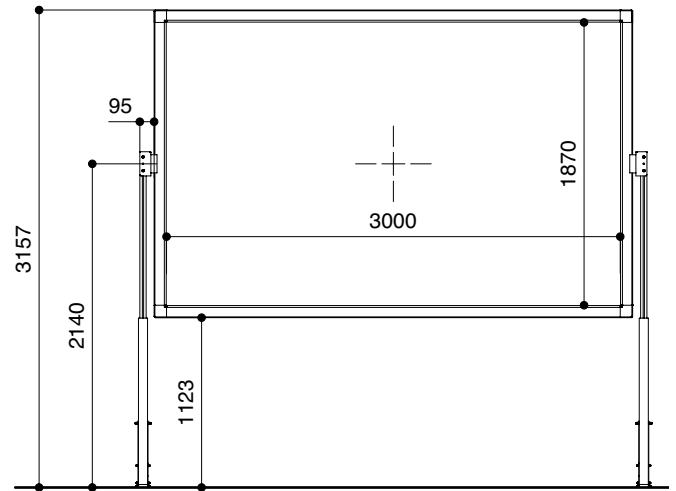


## FLOOR STANDS FOR FLAT ELASTIC AND CANALETTO ELASTIC

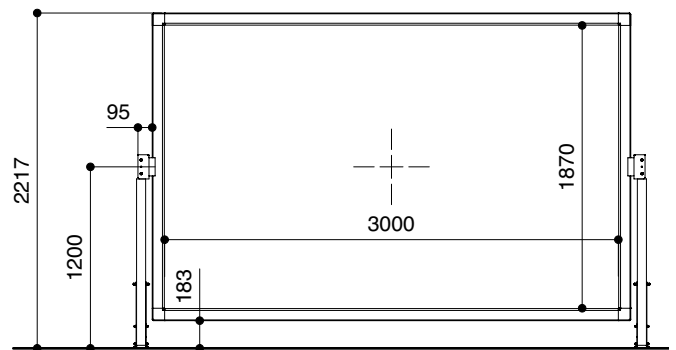
OVERALL DIMENSION OPEN  
FLOOR STAND



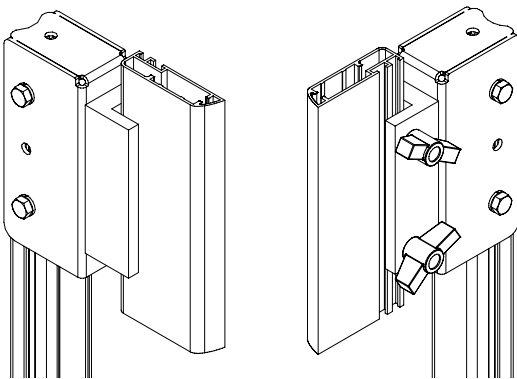
EXAMPLE - FLAT ELASTIC 300x187cm  
(floor stands in maximum extension)



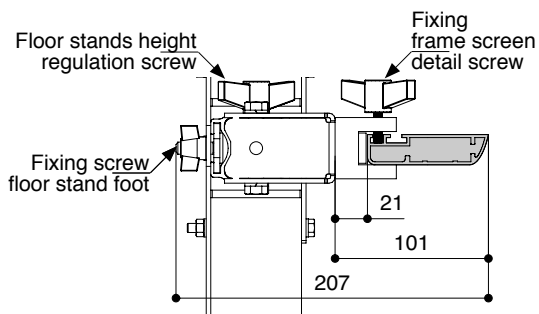
EXAMPLE - FLAT ELASTIC 300x187cm  
(floor stands in minimum extension)



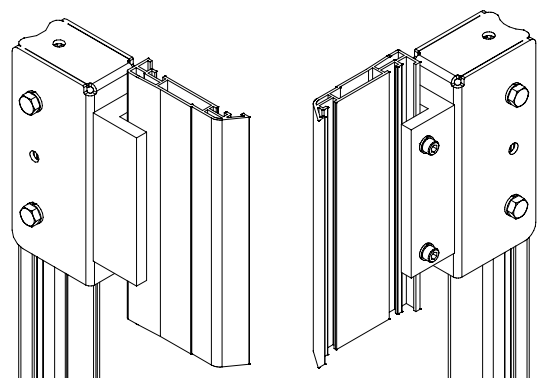
FIXING BRACKET DETAIL  
FOR FLAT ELASTIC



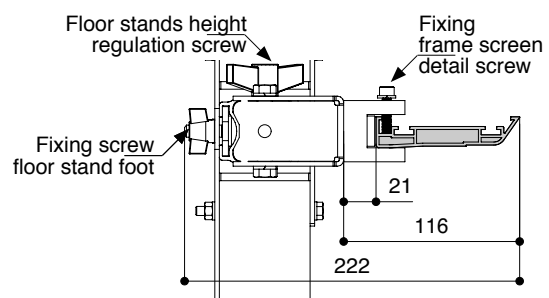
UPPER VIEW



FIXING BRACKET DETAIL  
FOR CANALETTO ELASTIC



UPPER VIEW



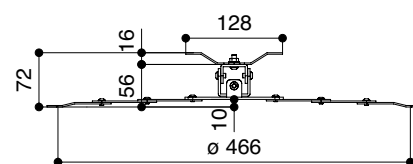
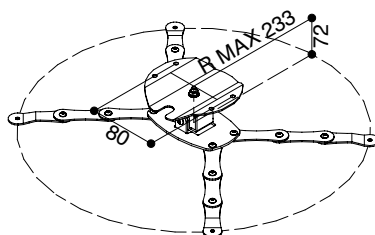
The measures in the drawings are expressed in millimetres.



### PROJECTOR ARM B-7

**PROJECTOR ARM B-7** is entirely made of strong metal and the distance between ceiling and projector will be 72 mm.

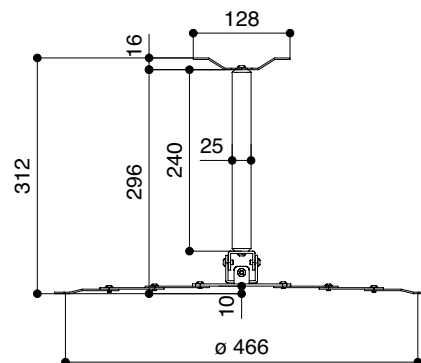
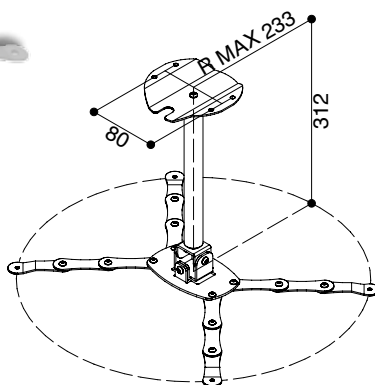
- Bracket made with strong metal and painted with grey epoxy powders (RAL 9006)
- Maximum projector weight: kg. 15
- Net weight: kg. 1,2
- Universal spider system completely hidden within the projector chassis
- Kit includes several sizes of screws for fixing the projector to the bracket
- Up and down tilt: +/- 30° degrees



### PROJECTOR ARM B-24

**PROJECTOR ARM B-24** is made of strong metal and is supplied with a tube that enables to space out the projector 312 mm. from the ceiling.

- Bracket made with strong metal and painted with grey epoxy powders (RAL 9006)
- Maximum projector weight: kg. 15
- Net weight: Kg. 1,4
- Supplied tube that distances the projector from the ceiling of 31 cm.
- Universal spider system completely hidden within the projector chassis
- Kit includes several sizes of screws for fixing the projector to the bracket
- Up and down tilt: +/- 30° degrees



The measures in the drawings are expressed in millimetres.

**Warranty:** 24 months

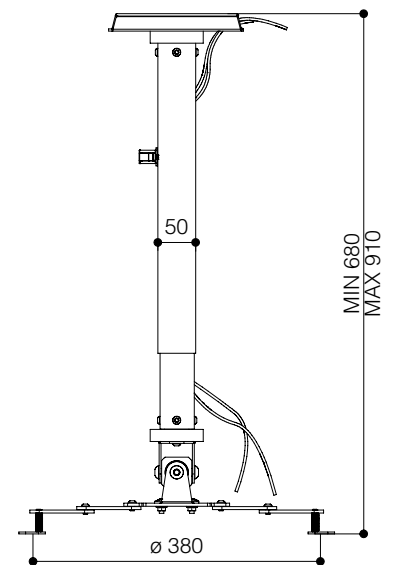
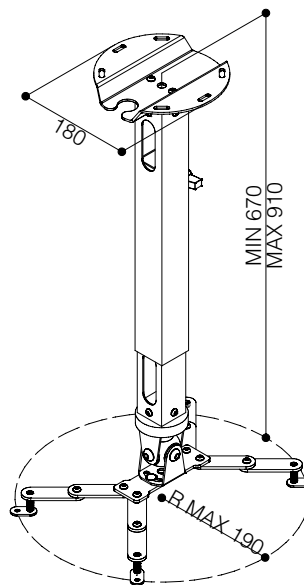
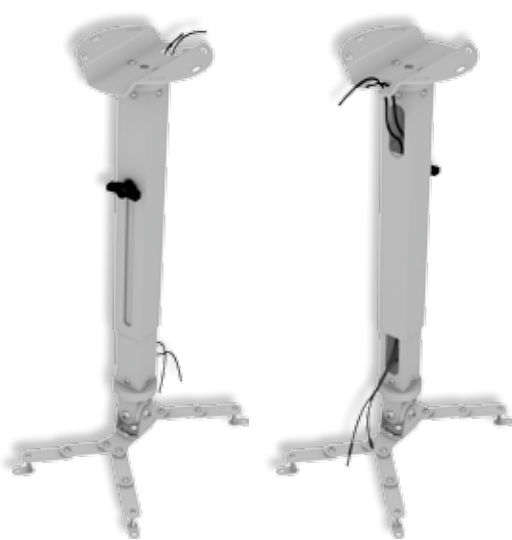


In order to satisfy every customer's requirement, we are able to supply other two kinds of universal projector brackets that are suitable to be installed also on very high ceilings: **T-MEDIUM** and **T-LONG BRACKETS**.

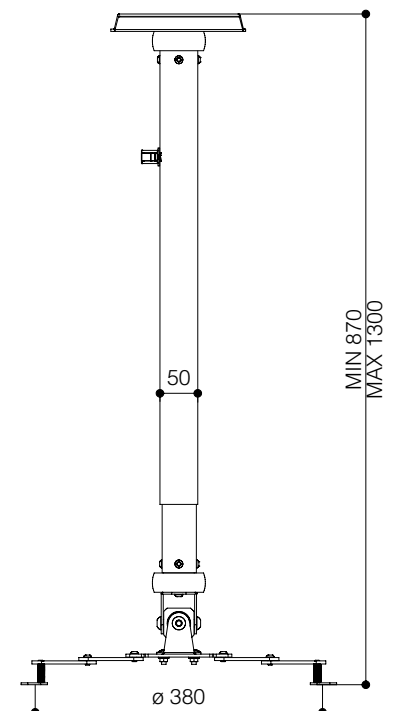
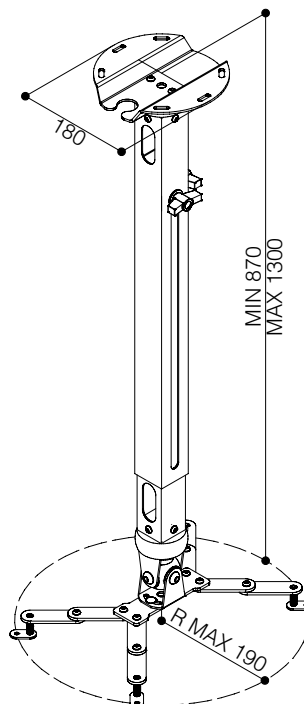
Thanks to their smart design and simplicity, they are adaptable either to residential environment or to professional installations such as meeting rooms and conference halls.

- Aluminium bracket painted with grey epoxy powders (RAL 9006)
- Spider system will be completely hidden within the projector chassis
- Spider system adjustable for virtually every model of projector
- Inner column has a mechanical safety stop to prevent it from disengaging from outer column
- Maximum projector weight: kg. 30
- Net weight: Kg. 3
- Possibility to tilt the projector upwards or downwards.

### T-MEDIUM



### T-LONG



Warranty: 24 months



01

## WHITE

GAIN	1.2
VIEWING ANGLE	180°
ROLLER HEIGHT (cm)	240
THICKNESS (mm)	0,40
WEIGHT (gr/mq)	601
FIRE PROOF CERTIFICATION	YES



**WHITE** cloth is made of a PVC material with white front and rear side, whose characteristics assure a bright image with a good contrast.

Thanks to its flexibility, it is suitable to make screens with black edges and to mask the upper and lower part of the screen surface.

02

## PURE KS

GAIN	1.1
VIEWING ANGLE	180°
ROLLER HEIGHT (cm)	210
THICKNESS (mm)	0,40
WEIGHT (gr/mq)	580
FIRE PROOF CERTIFICATION	YES



**PURE KS** is part of our new PVC ultra high definition cloths range with a smooth and matte surface. Thanks to its characteristics the seam will be invisible under projection making it perfect for every type of application.

Suitable for big dimensions' screens, it is perfect for ultra high definition Home Cinema projection as well as for Professional use in medical and technological applications.

03

## MATTE WHITE

GAIN	1.2
VIEWING ANGLE	180°
ROLLER HEIGHT (cm)	210
THICKNESS (mm)	0,40
WEIGHT (gr/mq)	601
FIRE PROOF CERTIFICATION	YES



**MATTE WHITE** is a PVC cloth for front projection with good gain and viewing angle.

Thanks to its black rear side, it is a solution for rooms where artificial light interference behind the screen.

It has good resistance to mechanical wear and tear and has a tested quality (no waves in big dimensions' screen).

04

## PURE MATTE KS

GAIN	1.1
VIEWING ANGLE	180°
ROLLER HEIGHT (cm)	210
THICKNESS (mm)	0,40
WEIGHT (gr/mq)	560
FIRE PROOF CERTIFICATION	YES



**PURE MATTE KS** is part of our new PVC ultra high definition cloths range with a smooth and matte surface. Thanks to its characteristics the seam will be invisible under projection assuring a clear image with the best definition, and with a black rear side that makes it completely black out.

Suitable for big dimensions' screens.

It is perfect for ultra high definition projections in all projection conditions.

05

## LUMI GREY

GAIN	0.8
VIEWING ANGLE	180°
ROLLER HEIGHT (cm)	240
THICKNESS (mm)	0,40
WEIGHT (gr/mq)	601
FIRE PROOF CERTIFICATION	YES



**LUMI GREY** cloth is a grey PVC material with grey rear side, studied to be used for front projection.

High contrast and chromatic performance make Lumi-Grey an excellent medium for superb Home Theatre projections.

In order to obtain the best performance from Lumi-Grey cloth, it is advisable to use, at least, a 1200 Ansi Lumen projector within a room with no sunlight interference.

06

## HD PERFORMER

GAIN	1.3
VIEWING ANGLE	180°
ROLLER HEIGHT (cm)	300
THICKNESS (mm)	0,28
WEIGHT (gr/mq)	250
FIRE PROOF CERTIFICATION	YES



**HD PERFORMER** is a double PVC cloth with a white front side and a dark grey rear side totally blackout.

The surface is approved for 4K projections, assuring a bright and well-defined image.

It is suitable to manufacture frame screens only.

07

## FOLDAWAY

GAIN	1.5
VIEWING ANGLE	120°
ROLLER HEIGHT (cm)	235
THICKNESS (mm)	0,25
WEIGHT (gr/mq)	300
FIRE PROOF CERTIFICATION	YES



**FOLDAWAY** cloth is a white PVC material suitable to be folded without damaging the projection cloth. This permits you to use it many times in rental and event usage. This material has also a high gain of 1.5, which offers a bright image, even for active 3D applications.

08

## CINESOUND

GAIN	0.7
VIEWING ANGLE	120°
ROLLER HEIGHT (cm)	250
THICKNESS (mm)	0,59
WEIGHT (gr/mq)	453
FIRE PROOF CERTIFICATION	YES



**CINESOUND** cloth is a very innovative PVC fabric for front projection, whose chemical and structural features assure a never-seen flatness of the screen, as long as a bright and very well-contrasted image.

Moreover, a very important feature is that the cloth can be used as a frontal projection cloth and also as acoustic transparent surface.

09

## MICROPERFORATED

GAIN	1.1
VIEWING ANGLE	180°
ROLLER HEIGHT (cm)	240
THICKNESS (mm)	0,40
WEIGHT (gr/mq)	601
FIRE PROOF CERTIFICATION	YES



**MICROPERFORATED** cloth is made of miniperforated PVC material for front projection.

It has been studied in order to be used on small screens, in rooms where loudspeakers should be positioned behind the projection surface.

Chemical characteristics guarantee brightness and high contrast. Diameter of the holes is 0.5 mm. On one square metre of Microperforated there are about 294.000 holes.





## 10 **LUMI GREY MICROPERFORATED**

GAIN	0.8
VIEWING ANGLE	180°
ROLLER HEIGHT (cm)	240
THICKNESS (mm)	0,40
WEIGHT (gr/mq)	601
FIRE PROOF CERTIFICATION	YES



**LUMI GREY MICROPERFORATED** is a grey PVC material with a grey rear side and miniperforation on its surface. This cloth has been developed for front projection that requires high contrast and good chromatic performances, especially in Home Theatre applications. Diametre of the holes is 0.5 mm. On one square metre of Microperforated there are about 294.000 holes.

## 11 **MICROHOLES**

GAIN	1.0
VIEWING ANGLE	180°
ROLLER HEIGHT (cm)	240
THICKNESS (mm)	0,40
WEIGHT (gr/mq)	524
FIRE PROOF CERTIFICATION	YES



**MICROHOLES** cloth is made of perforated PVC material for front projection. This cloth is suitable where loudspeakers should be positioned behind the surface projection. Chemical characteristics guarantee brightness and high contrast. Diametre of the holes is 1.2 mm. On one square metre of Microholes there are about 35.800 holes.

## 12 **BRIGHT CONTRAST 3D 0.8**


GAIN	0.8
VIEWING ANGLE	120°
ROLLER HEIGHT (cm)	240
THICKNESS (mm)	0,40
WEIGHT (gr/mq)	533
FIRE PROOF CERTIFICATION	YES



**BRIGHT CONTRAST 3D 0.8** surface is a PVC projection fabric with a special reflective coating which is suitable to be used as high contrast cloth in 2D projections as well as polarized cloth for passive 3D projections. Its grey coating is used to offset the light output of powerful projector lamps and to counter the effect of reflections from other light sources that may cause an image to look washed out. This is an excellent solution to assure high contrast image even in environments with artificial lighting (**Ambient Light Rejection**). It is also specifically developed for 4K video projections.

## 13 **SILVER BLAST**

GAIN	1.3
VIEWING ANGLE	60°
ROLLER HEIGHT (cm)	210
THICKNESS (mm)	0,40
WEIGHT (gr/mq)	548
FIRE PROOF CERTIFICATION	YES



The **SILVER BLAST** is a PVC projection cloth with a silver grey and smooth surface that offers a great tradeoff between high contrast and Ambient Light Rejection features. Its special reflective coating makes it suitable to be used as high contrast cloth in 2D and passive 3D projections. As part of our Ultra high definition cloths range, it assures the best possible definition and, thanks to ALR properties, counters the effect of reflections from other light sources.

## 14 **OYSTER**

GAIN	0.8
VIEWING ANGLE	180°
ROLLER HEIGHT (cm)	160
THICKNESS (mm)	0,25
WEIGHT (gr/mq)	490
FIRE PROOF CERTIFICATION	-



**OYSTER** is a projection fabric made of a layer of PET. It is a front projection fabric with a high contrast ratio and it gives excellent **AMBIENT LIGHT REJECTION** performances. So even used in an ambient with artificial lighting, thanks to these characteristics, you will get a bright and high contrasted image. That makes it an excellent product for home cinema use, for corporate and leisure applications.

## 15 **FIBRE MATTE**

GAIN	1.25
VIEWING ANGLE	180°
ROLLER HEIGHT (cm)	300
THICKNESS (mm)	0,36
WEIGHT (gr/mq)	530
FIRE PROOF CERTIFICATION	YES



**FIBRE MATTE** is a fiberglass based projection surface with a matte coating resulting a screen fabric with 1.25 gain. Due to the several layers of the surface structure, Fibre Matte is a black-out cloth which stops eventual sun or artificial back light. Thanks to its chemical structure, it will assure a perfect flatness of the screen in several ambient conditions. Moreover, due to its special matte coating it guarantees a crystal clear projected image.

## 16 **FRONT REAR**

GAIN	0.9
VIEWING ANGLE	120°
ROLLER HEIGHT (cm)	230
THICKNESS (mm)	0,32
WEIGHT (gr/mq)	425
FIRE PROOF CERTIFICATION	YES



**FRONTREAR** cloth is a white PVC material with also a white rear side, which can be used for both front or rear projection. This offers the possibility to use this projection cloth in a large range of applications, from events and rental up to fixed installations where you need to alternate rear projection with also front projection. It has a wide viewing angle, that permits to cover a wide audience.

## 17 **REAR PLUS**

GAIN	1.1
VIEWING ANGLE	120°
ROLLER HEIGHT (cm)	230
THICKNESS (mm)	0,30
WEIGHT (gr/mq)	440
FIRE PROOF CERTIFICATION	YES



**REAR PLUS** cloth is a translucent PVC fabric for rear projection with good gain and viewing angle. This cloth assures images with good contrast and brightness.

## 18 **REAR LUX R114**

GAIN	2.5
VIEWING ANGLE	70°
ROLLER HEIGHT (cm)	300
THICKNESS (mm)	0,25
WEIGHT (gr/mq)	367
FIRE PROOF CERTIFICATION	YES



**REAR LUX R114** is a PVC translucent cloth for rear projection. This cloth assures excellent performances in terms of high gain, true colours combined with a fair viewing angle. Rear Lux gives the possibility to limit the so called "hot spot effect" due to high gain.



19

## FLEXFIX DUAL

GAIN	<b>0.8</b>
VIEWING ANGLE	<b>150°</b>
ROLLER HEIGHT (cm)	<b>300</b>
THICKNESS (mm)	<b>0,28</b>
WEIGHT (gr/mq)	<b>250</b>
FIRE PROOF CERTIFICATION	<b>YES</b>




**FLEXFIX DUAL** is a white translucent PVC material which can be used both for front and rear projection. This offers the possibility to use this projection cloth in a large range of applications, like events, rental and stage where you need to alternate rear projection with front projection. It has a wide viewing angle that permits to cover a wide audience.

20

## GREEN SCREEN

GAIN	-
VIEWING ANGLE	-
ROLLER HEIGHT (cm)	<b>170</b>
THICKNESS (mm)	<b>0,36</b>
WEIGHT (gr/mq)	<b>480</b>
FIRE PROOF CERTIFICATION	<b>YES</b>



**GREEN SCREEN**, also named Chroma Key, is a PVC weldable and embossed projection surface mainly used to create backdrops in television studios and during videomaking operations. Suitable for meeting rooms and offices to make professional the environment during online meetings. The surface makes a background and allows to be easily substituted with the desired background, using the dedicated editing or photo software.

## BIG CLOTHS



Glance at the border with eyelets

**ScreenInt.** is able to manufacture large projection **CLOTHS** with borders including **EYELETS** all around.

These large projection cloths can be produced in any dimension up to 13x6 mt.

Each border is 5 cm. wide, with in the centre of it, a metal eyelet every 20 cm. all around. Each metal eyelet ring has an internal diameter of 9 mm.

### TECHNICAL SPECIFICATIONS

- Big cloths are available up to 13x6 mt. (WxH)
- Perimeter borders can be chosen between black and white colours
- Borders are 5 cm. wide as standard
- Internal diameter of the eyelets: 9 mm.
- Perimeter eyelets will be every 20 cm. from each other
- Flame - retardant projection surfaces

### PROJECTION CLOTHS

White
Matte White
Pure KS
Pure Matte KS
HD Performer
Lumi Grey
Microperforated
Lumi Grey Microperforated
Cinesound*
Microholes
Foldaway*
Bright Contrast 3D 0.8*
Silver Blast
Fibre Matte*
Front Rear
Rear Plus
Rear Lux R114
Green Screen

\*Limited in height








**ENGINEERED**  
LIKE NO OTHER  
**SCREEN** IN THE  
WORLD







**EUROSCREEN Srl**  
Via Stiria, 45/16 - 33100 Udine - Italy  
Tel. +39 0432 522755  
[info@screenint.com](mailto:info@screenint.com)  
[www.screenint.com](http://www.screenint.com)

